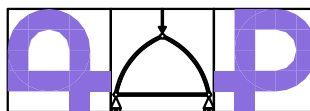




COMUNE DI BORGO SAN LORENZO (FI)
SERVIZIO TECNICO

Piazza Dante n.2
50032 - Borgo San Lorenzo (FI)



ING. ANDREA PAGLIAZZI
INGEGNERE CIVILE

Via di Novoli, 97/D
50127 Firenze
Tel. 3288264047

COMUNE DI BORGO SAN LORENZO (FI)
PROGETTO DI MIGLIORAMENTO SISMICO DELLA SCUOLA PRIMARIA
"DON MINZONI" SITUATA IN VIA DON MINZONI, LOC. CAPOLUOGO
CON RIFACIMENTO DELL'ATRIO DI INGRESSO
PROGETTAZIONE ESECUTIVA

COMMITTENTE	ELABORATO STRUTTURALE
COMUNE DI BORGO SAN LORENZO	A9 - FASCICOLO DEI CALCOLI
Servizio Tecnico Piazza Dante n.2 50032 - Borgo San Lorenzo (FI)	- Allegato 1 Ed. esist.: Verifiche c.a. - Combinazione SLU

IL TECNICO INCARICATO	TIMBRO		COLLABORAZIONE AL PROGETTO ARCHITETTONICO
Ing. Andrea Pagliazzi			Arch. Paola Guidotti Arch. Andrea Sighieri Dott.ssa Sandra Gualtieri
Via di Novoli, 97/D 50127 Firenze Tel. 3288264047 e-mail: a.pagliazzi@gmail.com			

FILE	REVIS. N°	DATA	TAV.	SCALA
BSL_ST_675_2	0	FEBBRAIO 2018	REL.	-



Rev.	Data	Descrizione / Motivo della revisione	Redatto	Controllato / Approvato
0	Febbraio 2018	Progetto esecutivo	Dott. Ing. Andrea PAGLIAZZI	Dott. Ing. Andrea PAGLIAZZI

E' fatto obbligo alla ditta esecutrice dei lavori verificare le quote riportate nella presente documentazione, confrontarle con quelle del progetto architettonico e del progetto della ditta prefabbricatrice. Eventuali difformità dovranno essere comunicate alla D.L. che provvederà alle eventuali revisioni o chiarimenti.

PROPRIETA' RISERVATA. VIETATA LA RIPRODUZIONE E LA DIFFUSIONE

Verifiche C.A.

Report

SMARTcem

Combinazione SLU

"2 - Rettangolare b=27 h=40 pilastri"

Sezione

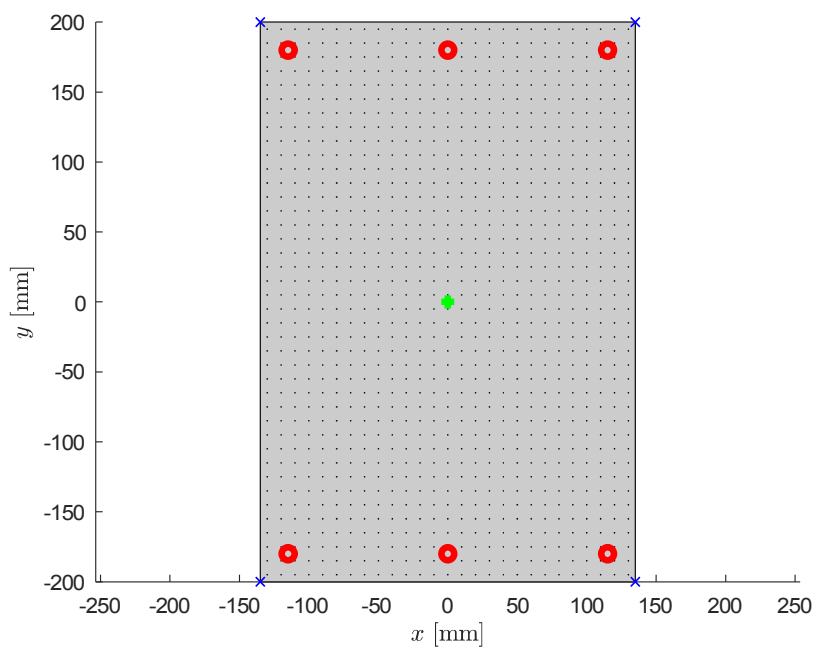


Tabella 1.1. Materiali

Res.Cls 1	Rcm	[MPa]	13
Res. Cls 2	Rcm	[MPa]	0
Res. barre longitudinali	fykl	[MPa]	230
Res. staffe	fyks	[MPa]	230
Fattore di confidenza	FC	-	1.00

Tabella 2.2. Geometria della sezione

			x	y
Rett. 1 (Cls 1)				
Dimensione	min	[mm]	-135	135
Dimensione	max	[mm]	-200	200
Largh. anima	bw	[mm]	400	270
Altezza utile	d	[mm]	240	370
Area staffe	As	[mm ²]	57	57
Passo staffe	s	[mm]	180	180
Area f.pieg.	Asfp	[mm ²]	0	0
Passo f.pieg.	sfp	[mm]	300	200

Tabella 3.3. Armature

	x	y	A
Barra n°	[mm]	[mm]	[mm ²]
1	20	20	153.94
2	135	20	153.94
3	250	20	153.94
4	20	380	153.94
5	135	380	153.94
6	250	380	153.94

Verifica SLU (peggiorativa per M)

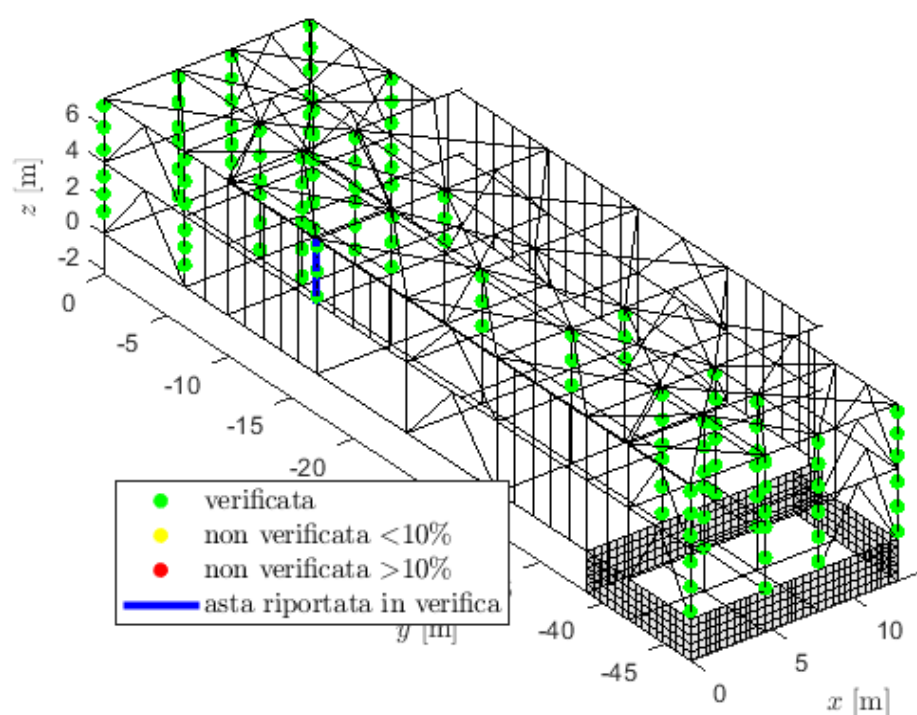
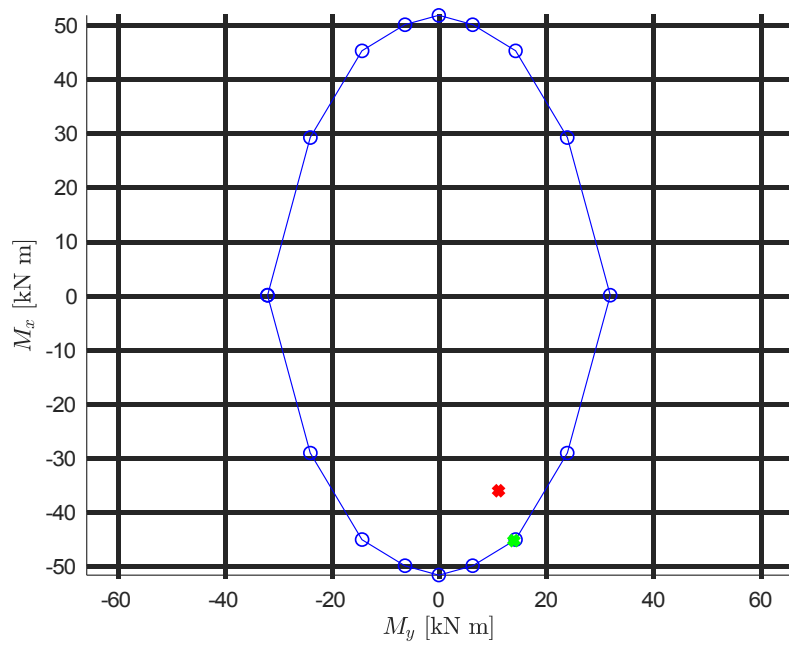


Tabella 4.4. Elemento più sollecitato

Elemento	[n°]	588
Ascissa	[m]	0.40

Tabella 5.5. Sollecitazioni SLU

N	[kN]	-108.3
Mx	[kNm]	-36.2
My	[kNm]	11.1
Vx	[kN]	8.1
Vy	[kN]	-25.1



$$|M_{Ed}|/|M_{Rd}(N_{Ed})| = 0.797$$

SLU a flessione verificati

Verifica SLU (peggiorativa per V)

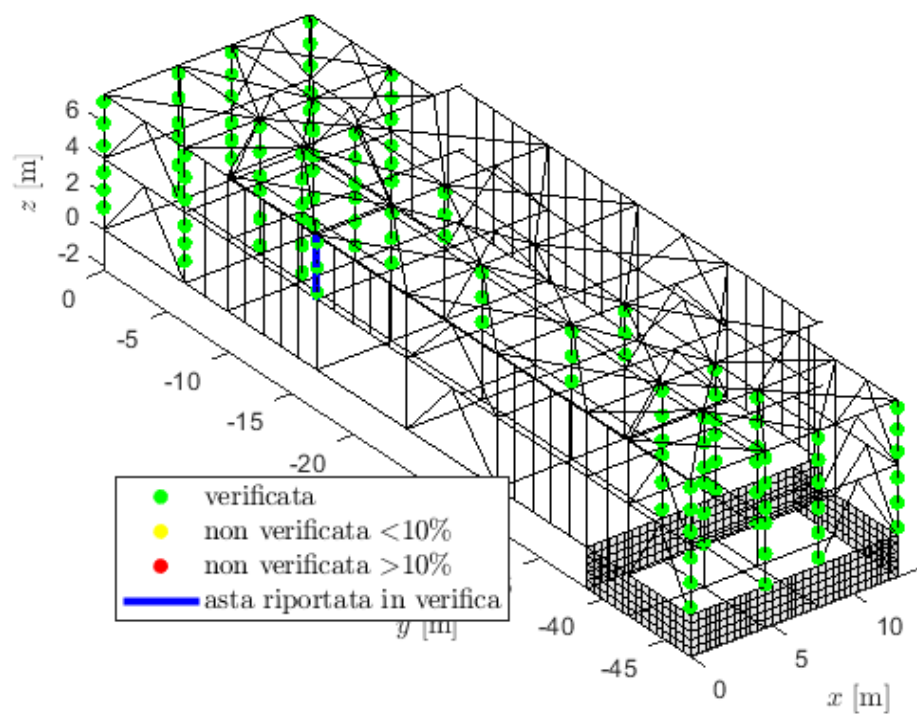


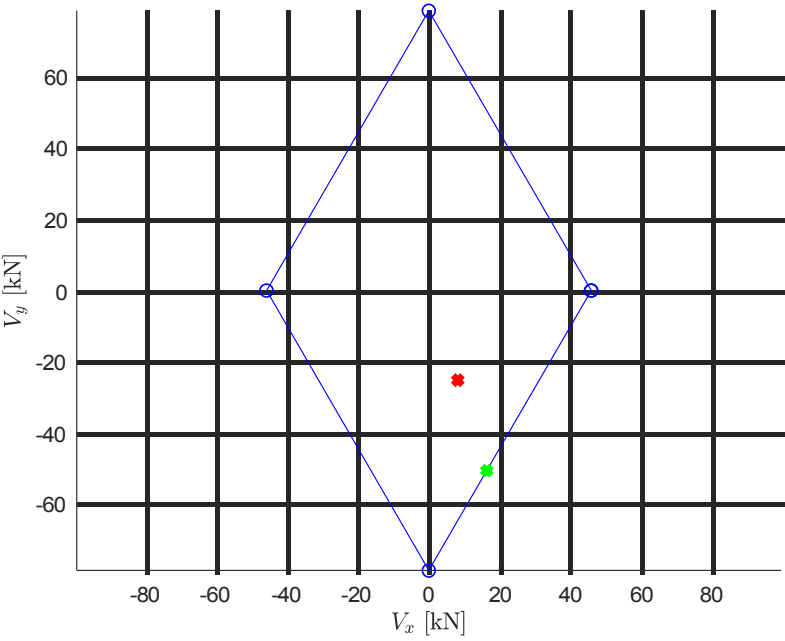
Tabella 6.6. Elemento più sollecitato

Element	[n°]	588
---------	------	-----

o		
Ascissa	[m]	3.20

Tabella 7.7. Sollecitazioni SLU

N	[kN]	-98.6
Mx	[kNm]	34.1
My	[kNm]	-11.7
Vx	[kN]	8.1
Vy	[kN]	-25.1



$$|V_{Ed}|/|V_{Rd}| = 0.497$$

SLU a taglio verificati

"3 - Rettangolare b=27 h=50 pilastri"

Sezione

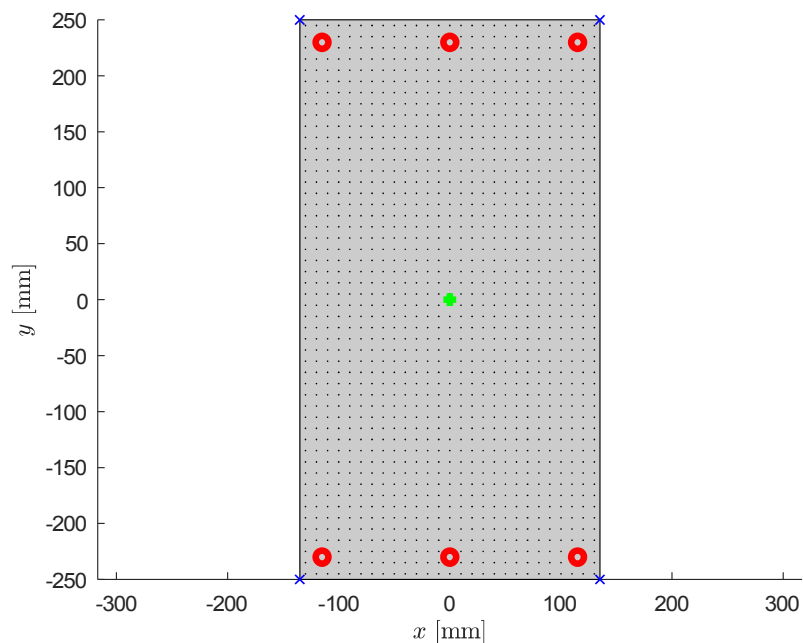


Tabella 8.8. Materiali

Res.Cls 1	Rcm	[MPa]	13
Res. Cls 2	Rcm	[MPa]	0
Res. barre longitudinali	fykl	[MPa]	230
Res. staffe	fyks	[MPa]	230
Fattore di confidenza	FC	-	1.00

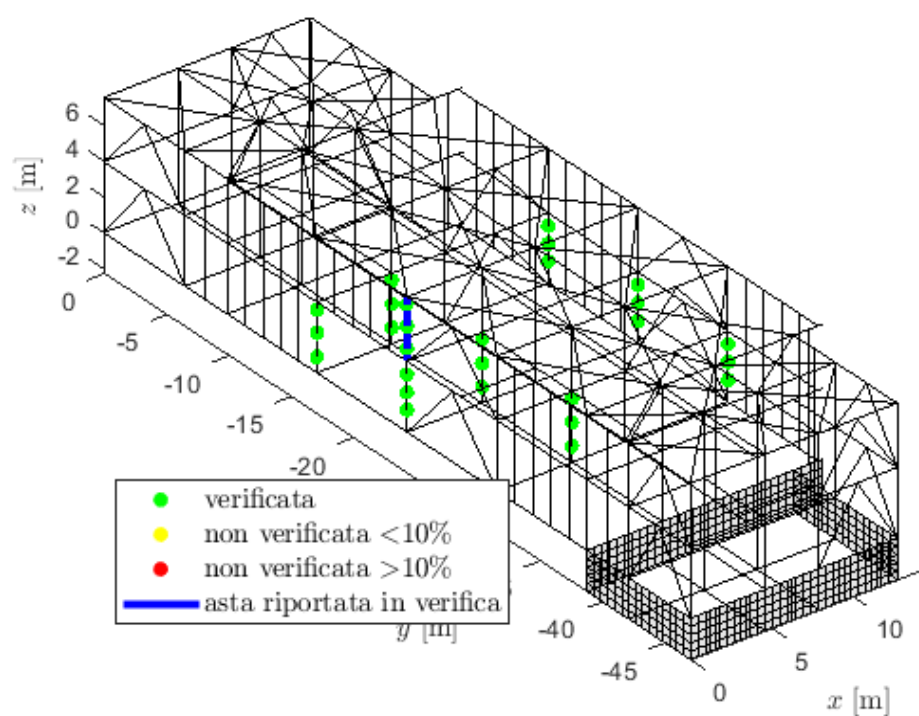
Tabella 9.9. Geometria della sezione

			x	y
Rett. 1 (Cls 1)				
Dimensione	min	[mm]	-135	135
Dimensione	max	[mm]	-250	250
Largh. anima	bw	[mm]	500	270
Altezza utile	d	[mm]	240	470
Area staffe	As	[mm ²]	57	57
Passo staffe	s	[mm]	180	180
Area f.pieg.	Asfp	[mm ²]	0	0
Passo f.pieg.	sfp	[mm]	300	200

Tabella 10.10. Armature

	x	y	A
Barra n°	[mm]	[mm]	[mm ²]
1	20	20	201.06
2	135	20	201.06
3	250	20	201.06
4	20	480	201.06
5	135	480	201.06
6	250	480	201.06

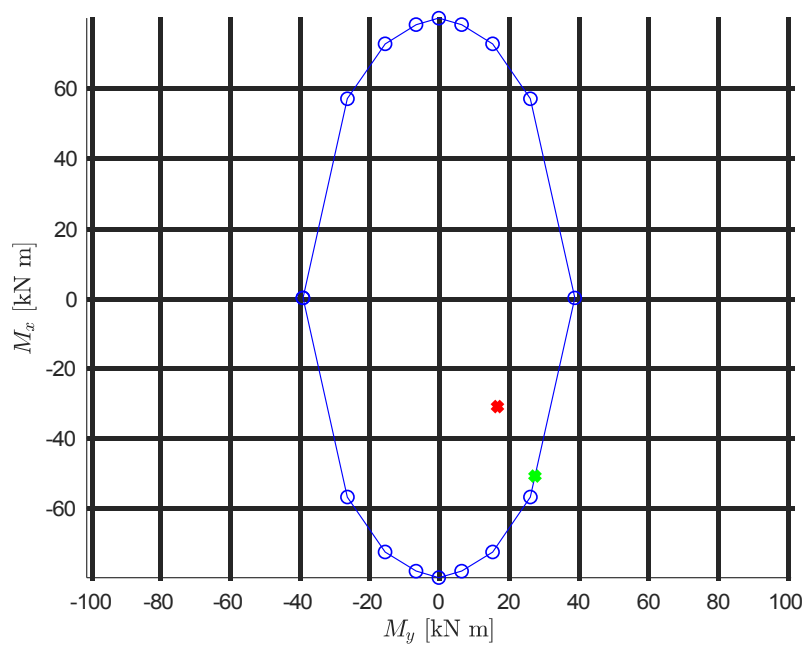
Verifica SLU (peggiorativa per M)

**Tabella 11.11. Elemento più sollecitato**

Elemento	[n°]	763
Ascissa	[m]	0.73

Tabella 12.12. Sollecitazioni SLU

N	[kN]	-110.1
Mx	[kNm]	-31.0
My	[kNm]	16.8
Vx	[kN]	10.0
Vy	[kN]	-27.6



$$|M_{Ed}|/|M_{Rd}(N_{Ed})| = 0.610$$

SLU a flessione verificati

Verifica SLU (peggiorativa per V)

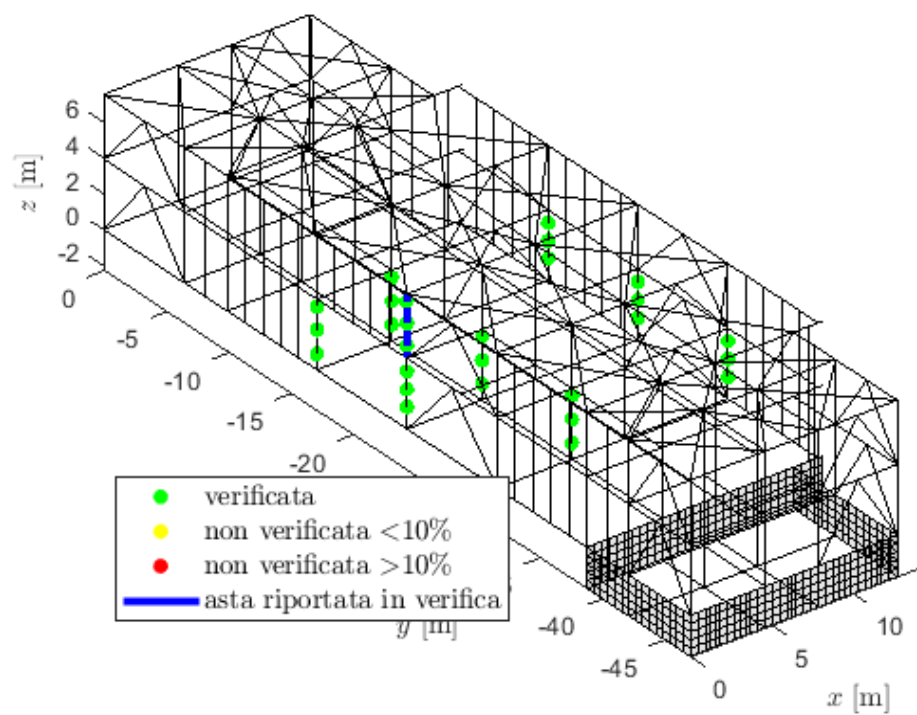


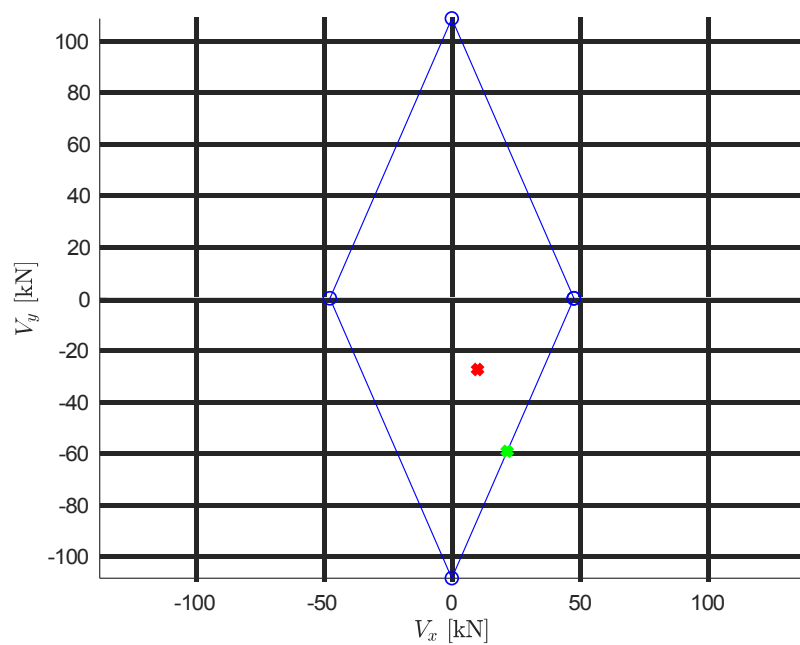
Tabella 13.13. Elemento più sollecitato

Element	[n°]	763
o		

Ascissa	[m]	3.20
---------	-----	------

Tabella 14.14. Sollecitazioni SLU

N	[kN]	-99.5
Mx	[kNm]	37.2
My	[kNm]	-8.0
Vx	[kN]	10.0
Vy	[kN]	-27.6



$$|V_{Ed}|/|V_{Rd}| = 0.465$$

SLU a taglio verificati

"50x27 rinforzata"

Sezione

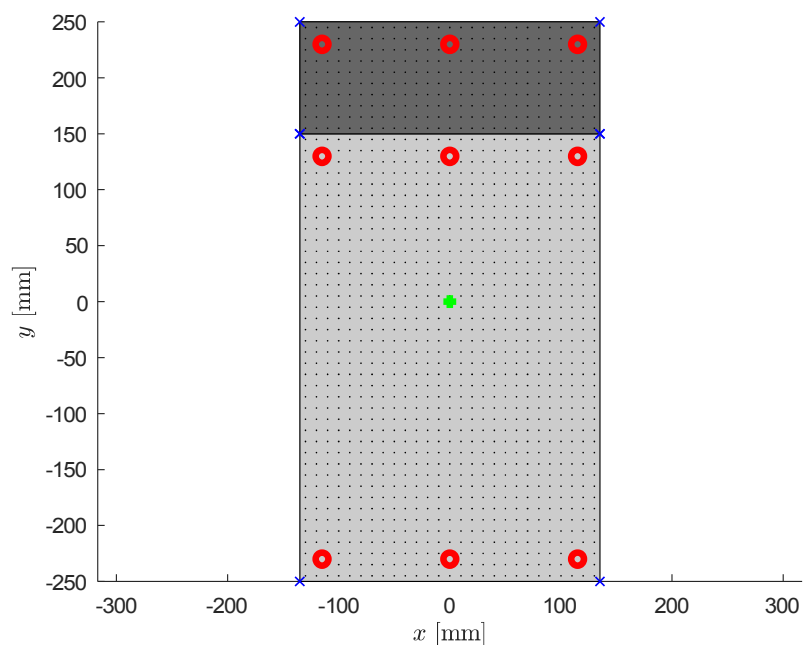


Tabella 15.15. Materiali

Res. Cls 1	Rcm	[MPa]	13
Res. Cls 2	Rcm	[MPa]	21
Res. barre longitudinali	fykl	[MPa]	230
Res. staffe	fyks	[MPa]	230
Fattore di confidenza	FC	-	1.00

Tabella 16.16. Geometria della sezione

			x	y
Rett. 1 (Cls 1)				
Dimensione	min	[mm]	-135	135
Dimensione	max	[mm]	-250	150
Rett. 2 (Cls 2)				
Dimensione	min	[mm]	-135	135
Dimensione	max	[mm]	150	250
Largh. anima	bw	[mm]	500	270
Altezza utile	d	[mm]	240	470
Area staffe	As	[mm2]	57	57
Passo staffe	s	[mm]	180	180
Area f.pieg.	Asfp	[mm2]	0	0

Passo f.pieg.	sfp	[mm]	300	200
---------------	-----	------	-----	-----

Tabella 17.17. Armature

	x	y	A
Barra n°	[mm]	[mm]	[mm ²]
1	20	20	201.06
2	135	20	201.06
3	250	20	201.06
4	20	380	201.06
5	135	380	201.06
6	250	380	201.06
7	20	480	375.90
8	135	480	375.90
9	250	480	375.90

Verifica SLU (peggiorativa per M)

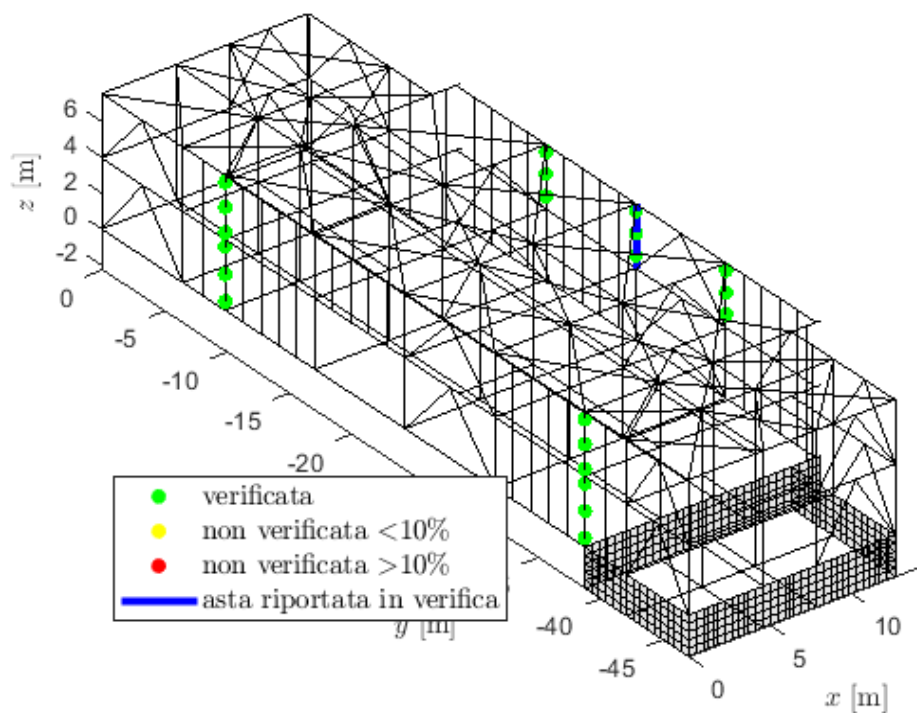


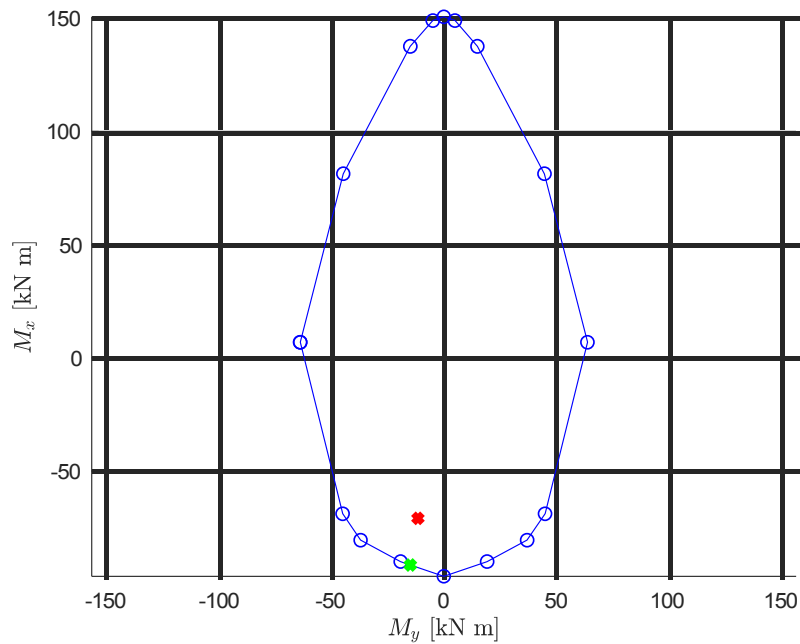
Tabella 18.18. Elemento più sollecitato

Elemento	[n°]	579
Ascissa	[m]	3.20

Tabella 19.19. Sollecitazioni SLU

N	[kN]	-128.3
Mx	[kNm]	-71.0

M_y	[kNm]	-11.5
V_x	[kN]	8.7
V_y	[kN]	54.9



$$|M_{Ed}|/|M_{Rd}(N_{Ed})| = 0.775$$

SLU a flessione verificati

Verifica SLU (peggiorativa per V)

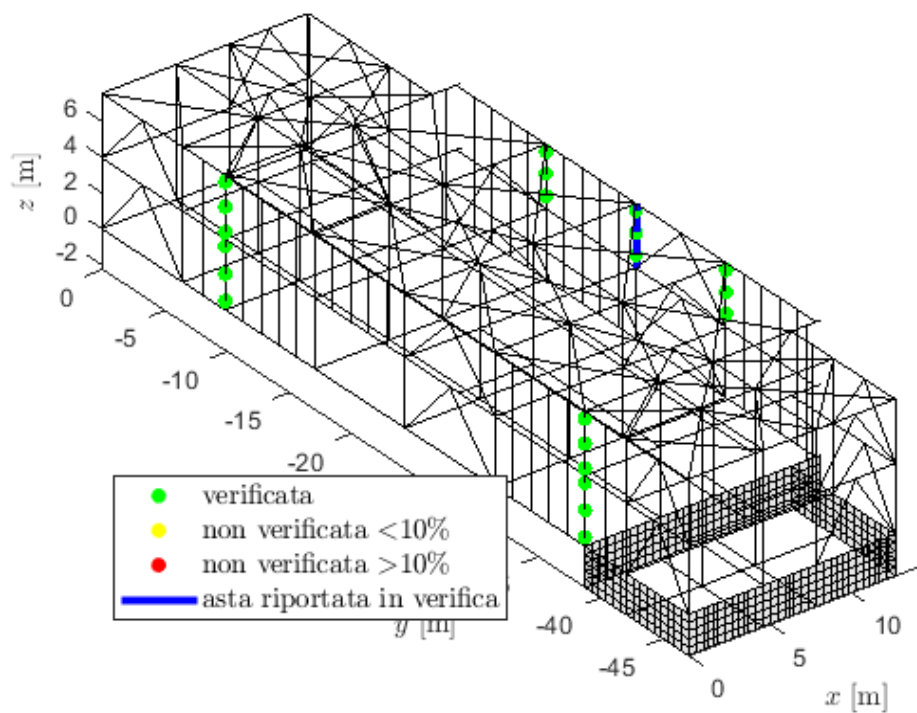
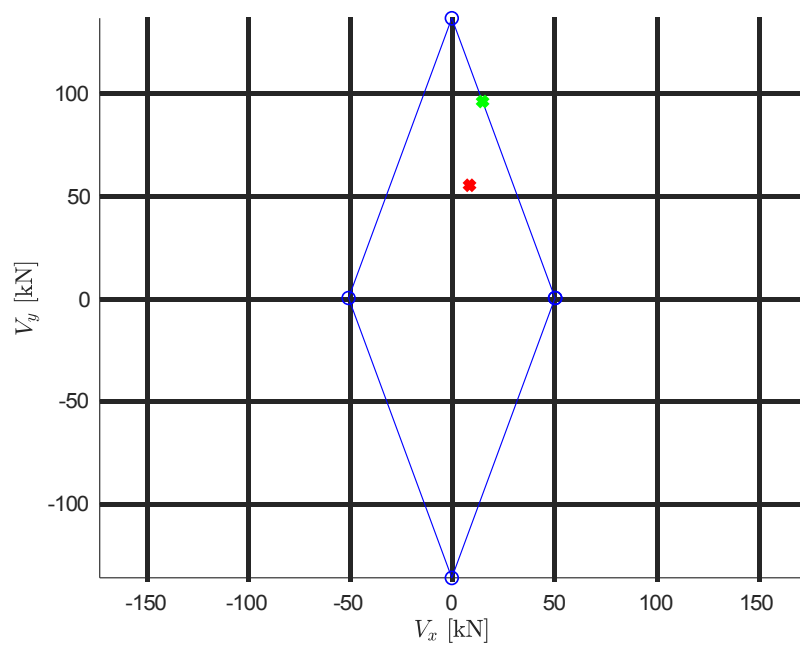


Tabella 20.20. Elemento più sollecitato

Element o	[n°]	579
Ascissa	[m]	3.20

Tabella 21.21. Sollecitazioni SLU

N	[kN]	-128.3
Mx	[kNm]	-71.0
]	
My	[kNm]	-11.5
]	
Vx	[kN]	8.7
Vy	[kN]	54.9



$$|V_{Ed}|/|V_{Rd}| = 0.574$$

SLU a taglio verificati

"Rettangolare b=27 h=60 pilastri"

Sezione

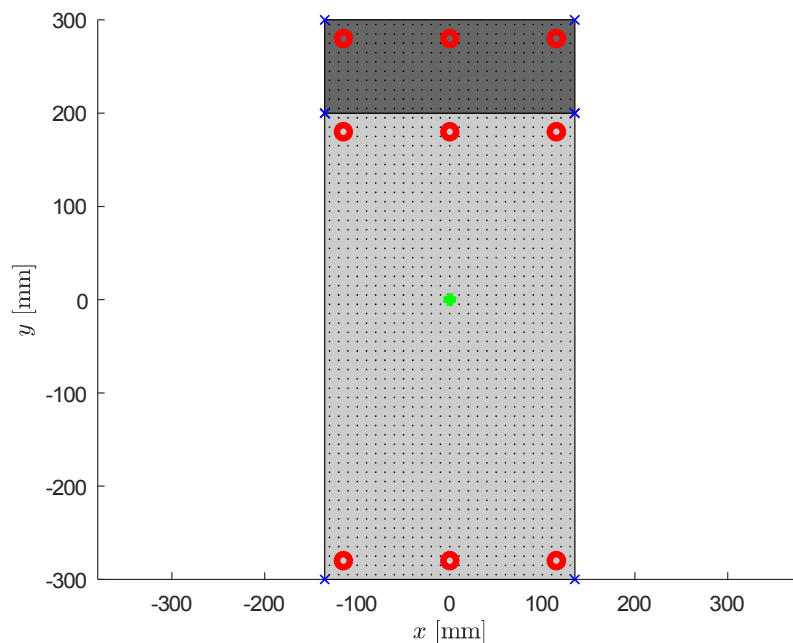


Tabella 22.22. Materiali

Res.Cls 1	Rcm	[MPa]	13
Res.Cls 2	Rcm	[MPa]	0
Res. barre longitudinali	fykl	[MPa]	230
Res. staffe	fyks	[MPa]	230
Fattore di confidenza	FC	-	1.00

Tabella 23.23. Geometria della sezione

			x	y
Rett. 1 (Cls 1)				
Dimensione	min	[mm]	-135	135
Dimensione	max	[mm]	-300	200
Rett. 2 (Cls 2)				
Dimensione	min	[mm]	-135	135
Dimensione	max	[mm]	200	300
Largh. anima	bw	[mm]	500	270
Altezza utile	d	[mm]	240	470
Area staffe	As	[mm2]	57	57
Passo staffe	s	[mm]	180	180
Area f.pieg.	Asfp	[mm2]	0	0

Passo f.pieg.	sfp	[mm]	300	200
---------------	-----	------	-----	-----

Tabella 24.24. Armature

	x	y	A
Barra n°	[mm]	[mm]	[mm ²]
1	20	20	201.06
2	135	20	201.06
3	250	20	201.06
4	20	480	201.06
5	135	480	201.06
6	250	480	201.06
7	20	580	375.90
8	135	580	375.90
9	250	580	375.90

Verifica SLU (peggiorativa per M)

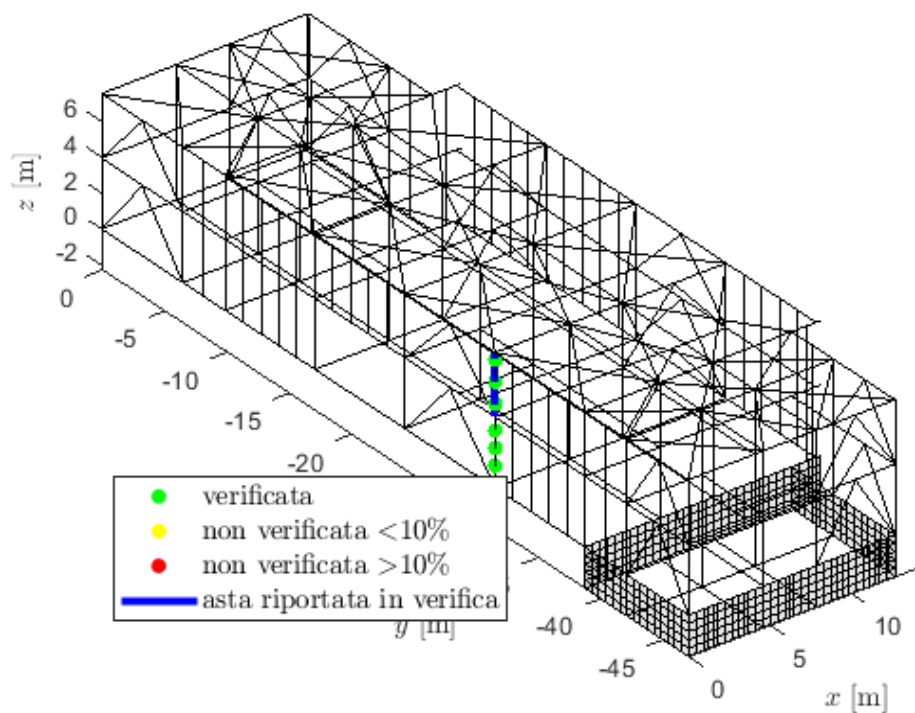


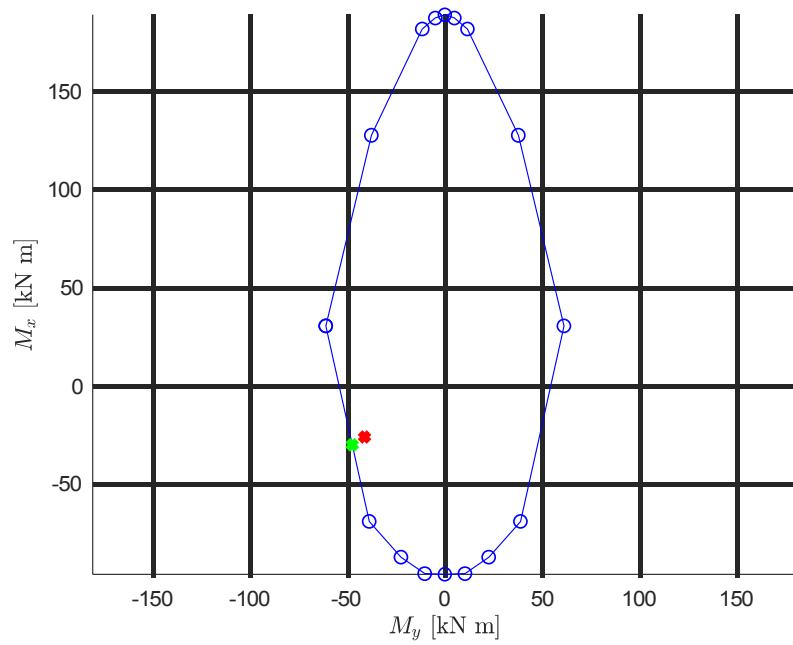
Tabella 25.25. Elemento più sollecitato

Elemento	[n°]	564
Ascissa	[m]	0.73

Tabella 26.26. Sollecitazioni SLU

N	[kN]	-103.3
Mx	[kNm]	-26.7

M_y	[kNm]	-41.3
V_x	[kN]	-26.0
V_y	[kN]	-29.7



$$|M_{Ed}|/|M_{Rd}(N_{Ed})| = 0.867$$

SLU a flessione verificati

Verifica SLU (peggiorativa per V)

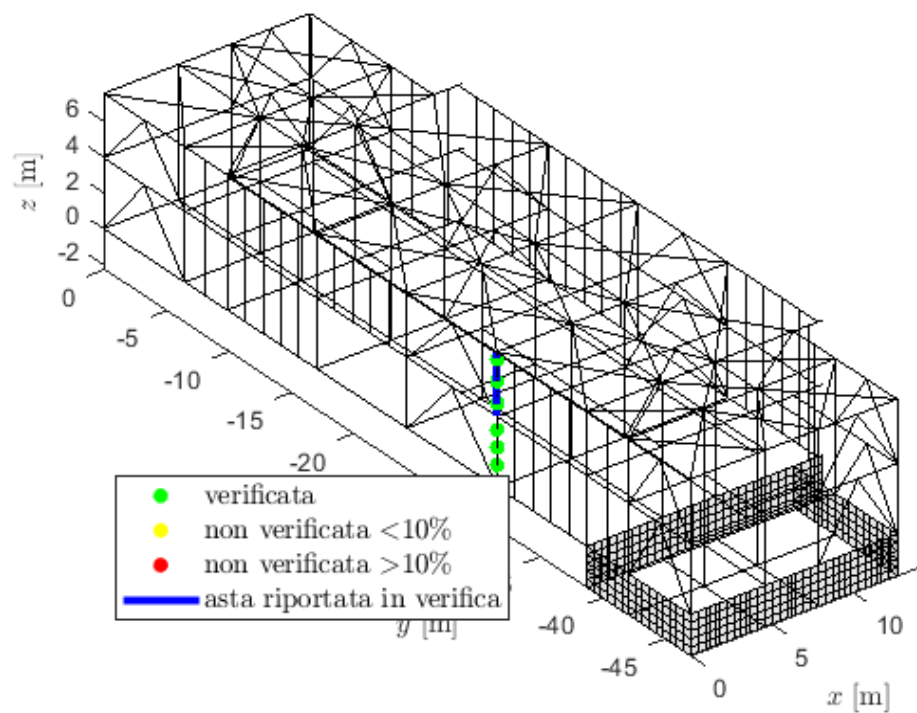
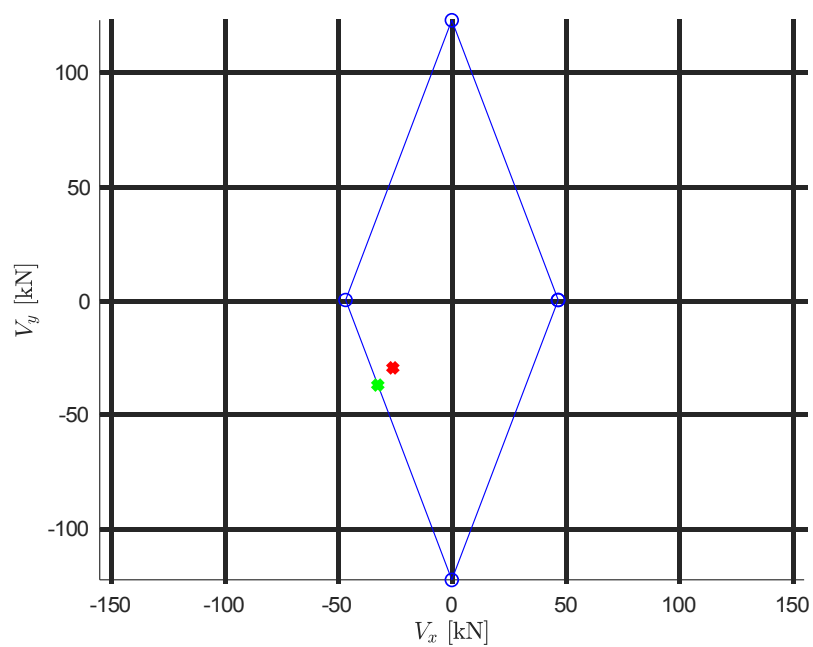


Tabella 27.27. Elemento più sollecitato

Element o	[n°]	564
Ascissa	[m]	3.20

Tabella 28.28. Sollecitazioni SLU

N	[kN]	-90.6
Mx	[kNm]	46.6
My	[kNm]	23.0
Vx	[kN]	-26.0
Vy	[kN]	-29.7



$$|V_{Ed}|/|V_{Rd}| = 0.798$$

SLU a taglio verificati

"4 - Rettangolare b=40 h=27 pilastri"

Sezione

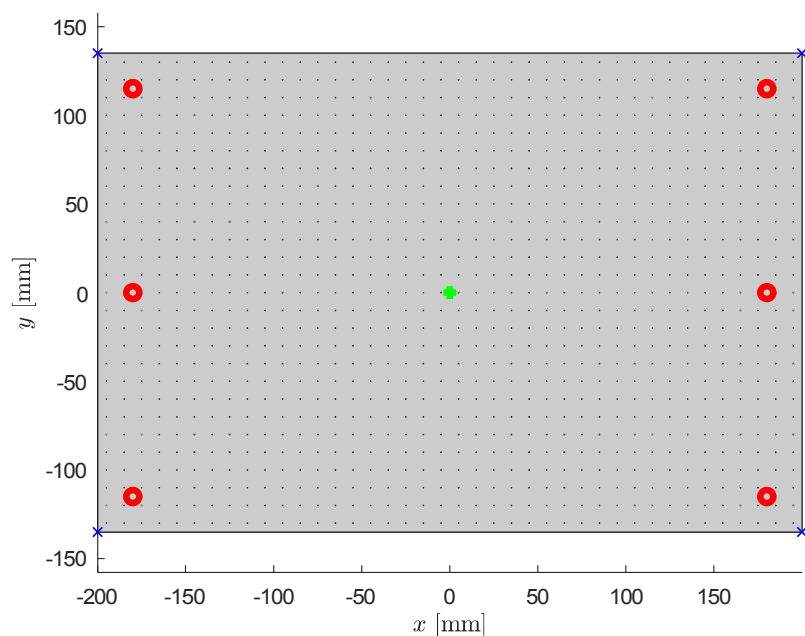


Tabella 29.29. Materiali

Res.Cls 1	Rcm	[MPa]	13
Res. Cls 2	Rcm	[MPa]	0
Res. barre longitudinali	fykl	[MPa]	230
Res. staffe	fyks	[MPa]	230
Fattore di confidenza	FC	-	1.00

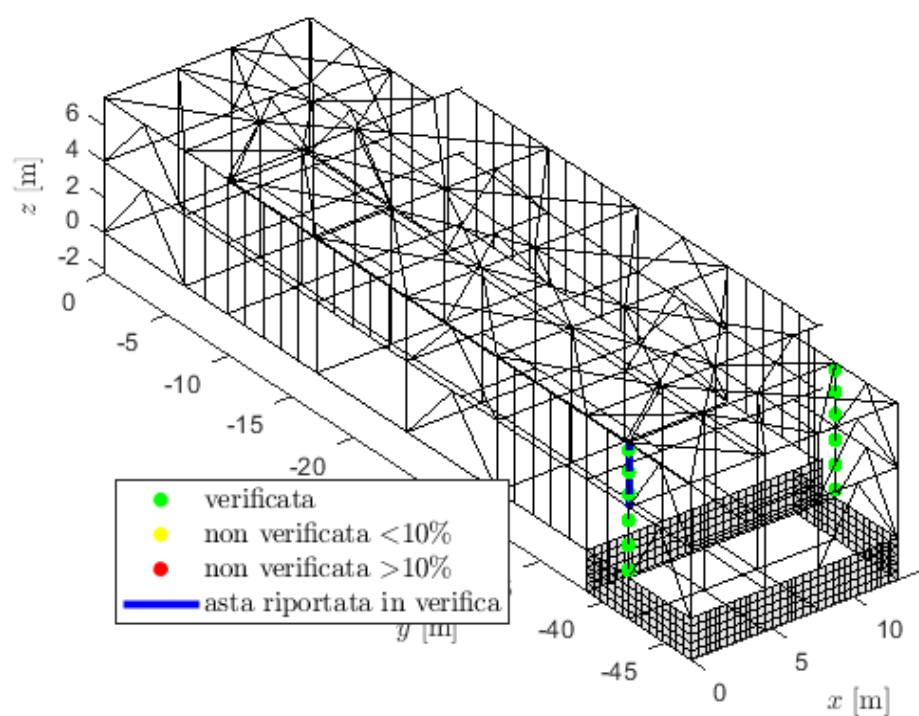
Tabella 30.30. Geometria della sezione

			x	y
Rett. 1 (Cls 1)				
Dimensione	min	[mm]	-200	200
Dimensione	max	[mm]	-135	135
Largh. anima	bw	[mm]	270	400
Altezza utile	d	[mm]	370	240
Area staffe	As	[mm ²]	57	57
Passo staffe	s	[mm]	180	180
Area f.pieg.	Asfp	[mm ²]	0	0
Passo f.pieg.	sfp	[mm]	300	200

Tabella 31.31. Armature

	x	y	A
Barra n°	[mm]	[mm]	[mm ²]
1	20	20	153.94
2	20	135	153.94
3	380	20	153.94
4	20	250	153.94
5	380	135	153.94
6	380	250	153.94

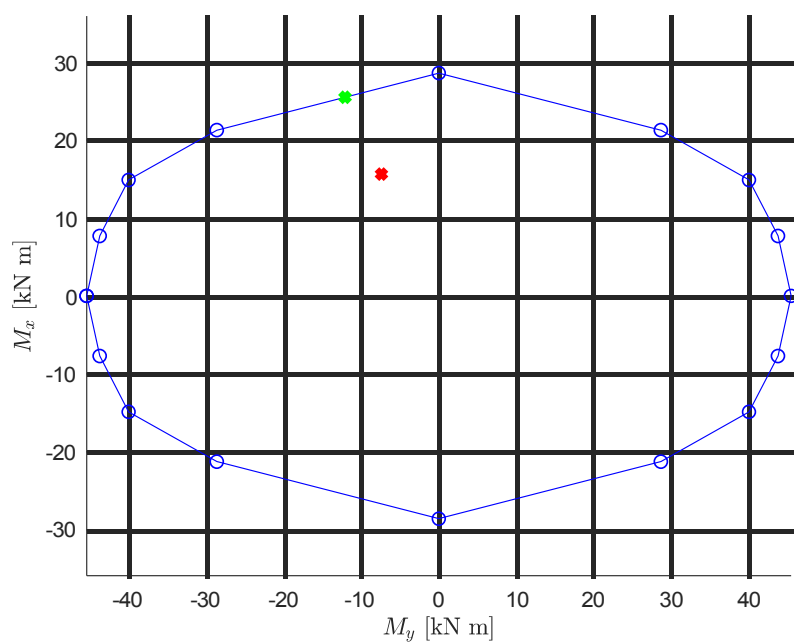
Verifica SLU (peggiorativa per M)

**Tabella 32.32. Elemento più sollecitato**

Elemento	[n°]	547
Ascissa	[m]	3.20

Tabella 33.33. Sollecitazioni SLU

N	[kN]	-67.5
Mx	[kNm]	15.6
My	[kNm]	-7.4
Vx	[kN]	6.2
Vy	[kN]	-12.2



$$|M_{Ed}|/|M_{Rd}(N_{Ed})| = 0.613$$

SLU a flessione verificati

Verifica SLU (peggiorativa per V)

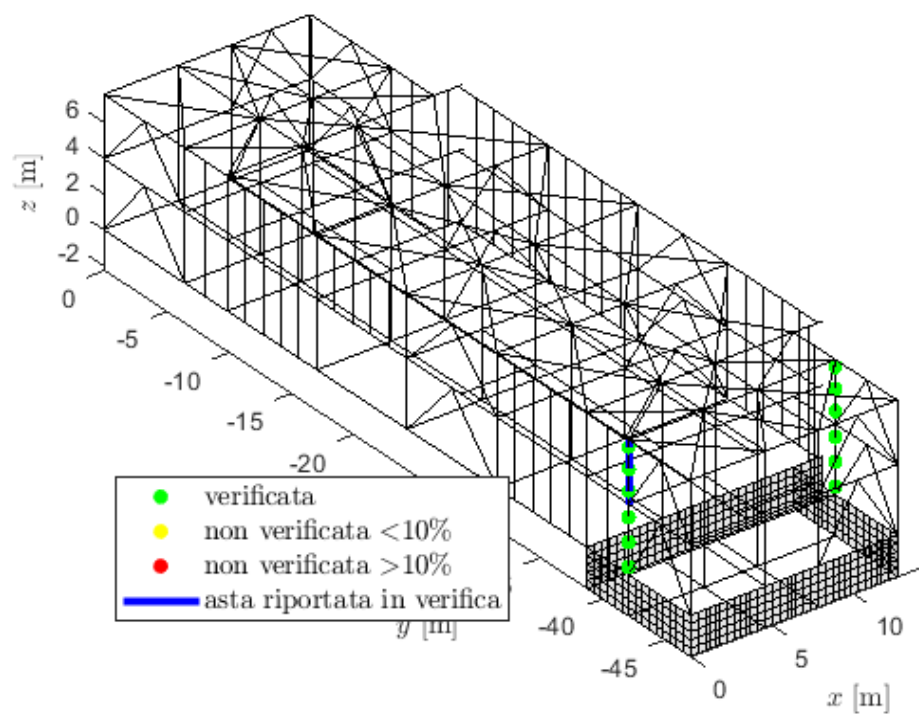


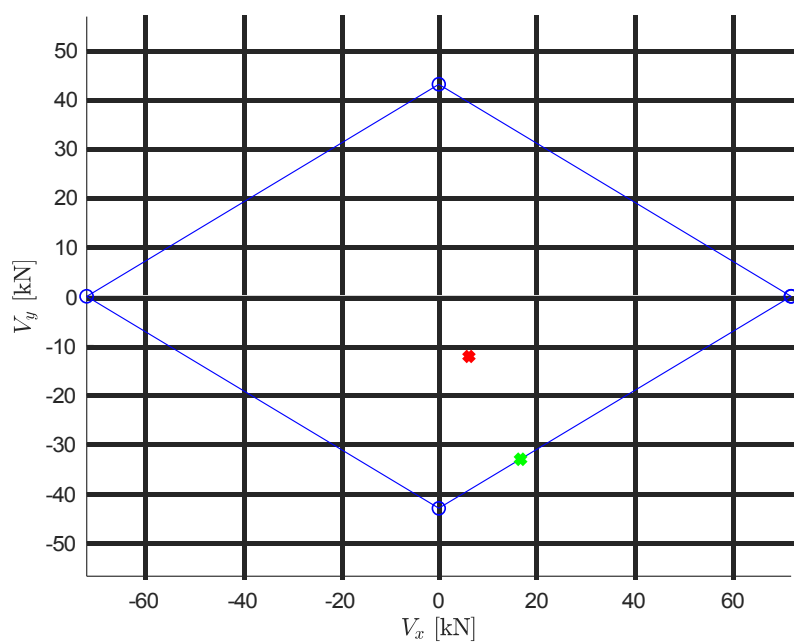
Tabella 34.34. Elemento più sollecitato

Element	[n°]	547
o		

Ascissa	[m]	3.20
---------	-----	------

Tabella 35.35. Sollecitazioni SLU

N	[kN]	-67.5
Mx	[kNm]	15.6
My	[kNm]	-7.4
Vx	[kN]	6.2
Vy	[kN]	-12.2



$$|V_{Ed}|/|V_{Rd}| = 0.369$$

SLU a taglio verificati

"2 - 50x27 calastrellata"

Sezione

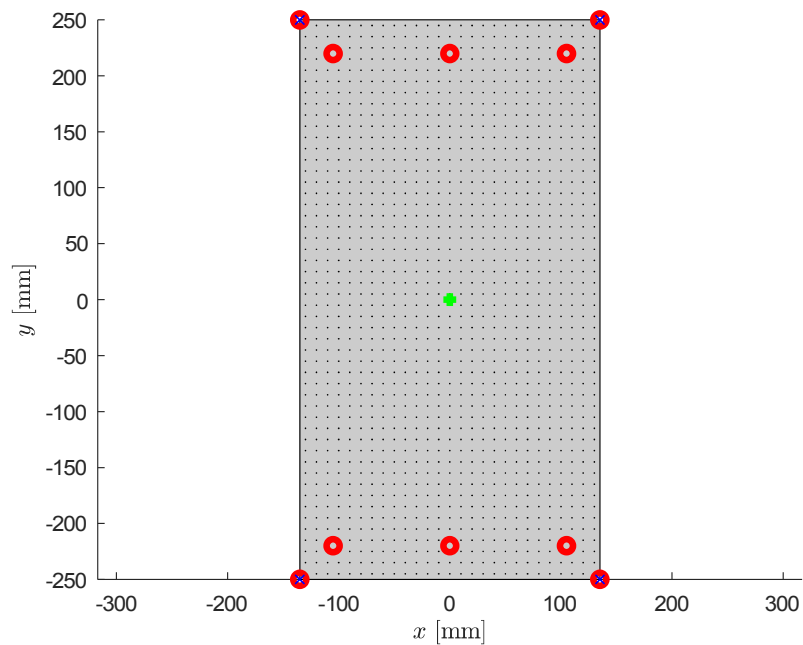


Tabella 36.36. Materiali

Res.Cls 1	Rcm	[MPa]	17
Res. Cls 2	Rcm	[MPa]	0
Res. barre longitudinali	fykl	[MPa]	230
Res. staffe	fyks	[MPa]	138
Fattore di confidenza	FC	-	1.00

Tabella 37.37. Geometria della sezione

			x	y
Rett. 1 (Cls 1)				
Dimensione	min	[mm]	-135	135
Dimensione	max	[mm]	-250	250
Largh. anima	bw	[mm]	500	270
Altezza utile	d	[mm]	270	500
Area staffe	As	[mm ²]	2000	2000
Passo staffe	s	[mm]	350	350
Area f.pieg.	Asfp	[mm ²]	0	0
Passo f.pieg.	sfp	[mm]	300	200

Tabella 38.38. Armature

	x	y	A
--	---	---	---

Barra n°	[mm]	[mm]	[mm ²]
1	30	30	201.06
2	135	30	201.06
3	240	30	201.06
4	30	470	201.06
5	135	470	201.06
6	240	470	201.06
7	0	0	1135.87
8	270	0	1135.87
9	0	500	1135.87
10	270	500	1135.87

Verifica SLU (peggiorativa per M)

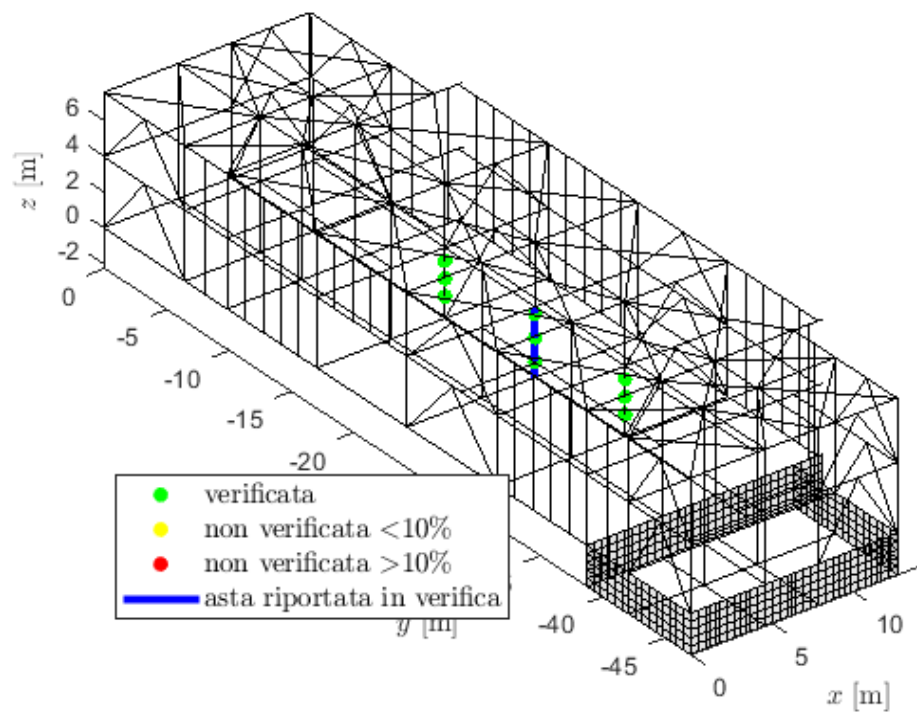
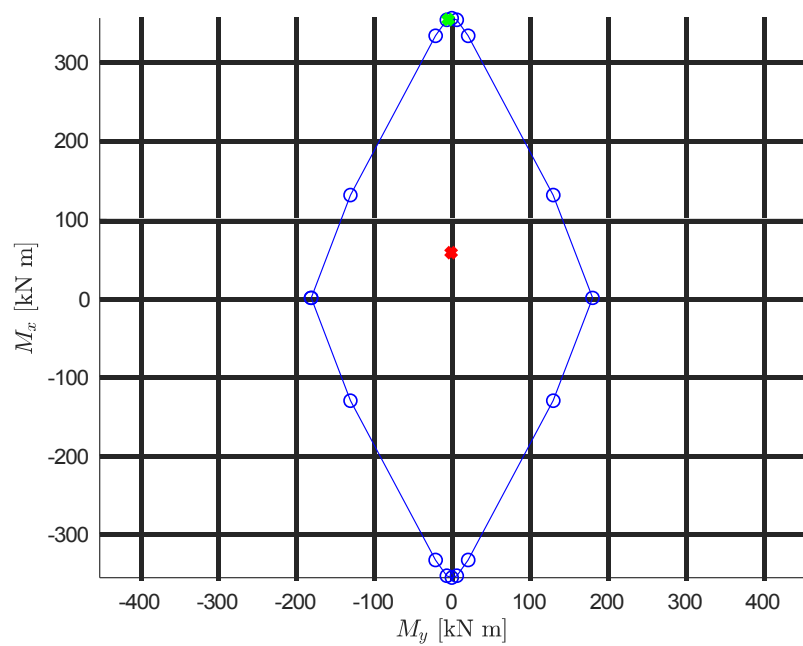


Tabella 39.39. Elemento più sollecitato

Elemento	[n°]	863
Ascissa	[m]	3.55

Tabella 40.40. Sollecitazioni SLU

N	[kN]	-538.8
Mx	[kNm]	57.5
]	
My	[kNm]	-0.8
]	
Vx	[kN]	0.6
Vy	[kN]	-34.2



$$|M_{Ed}|/|M_{Rd}(N_{Ed})| = 0.162$$

SLU a flessione verificati

Verifica SLU (peggiorativa per V)

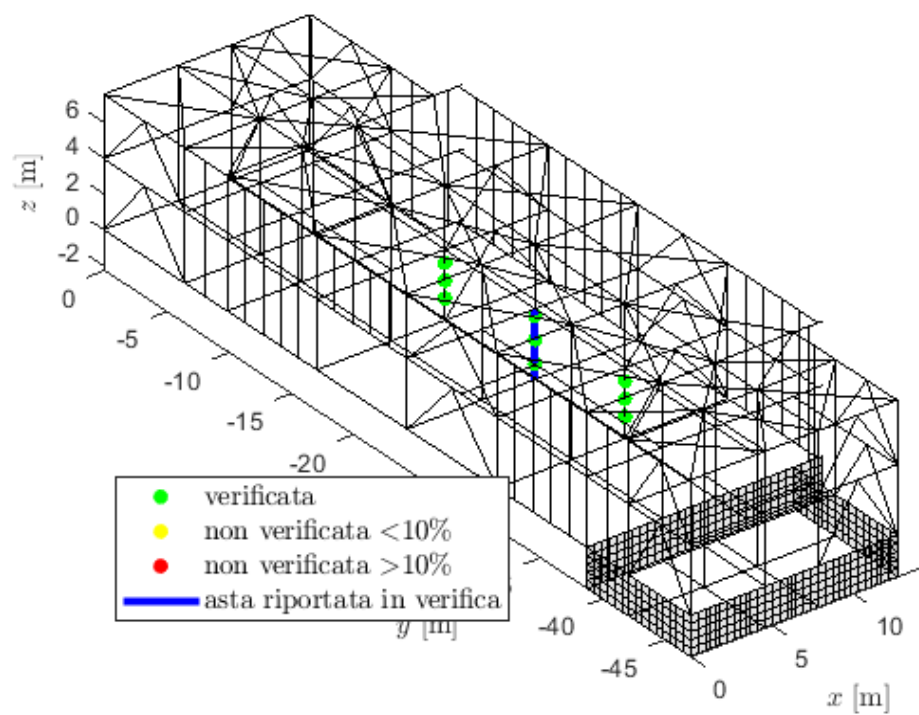


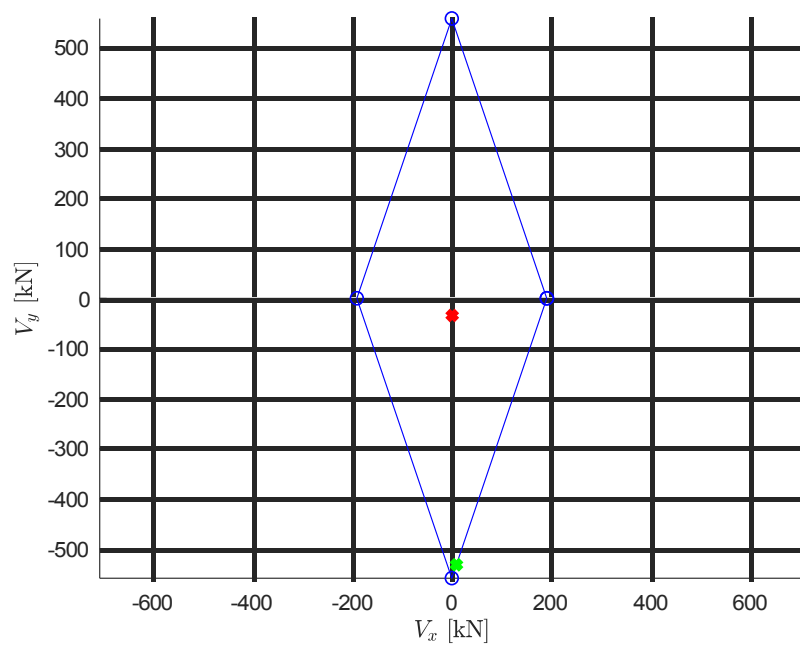
Tabella 41.41. Elemento più sollecitato

Element	[n°]	863
o		

Ascissa	[m]	3.55
---------	-----	------

Tabella 42.42. Sollecitazioni SLU

N	[kN]	-538.8
Mx	[kNm]	57.5
My	[kNm]	-0.8
Vx	[kN]	0.6
Vy	[kN]	-34.2



$$|V_{Ed}|/|V_{Rd}| = 0.064$$

SLU a taglio verificati

"2 - 40x27 calastrellata"

Sezione

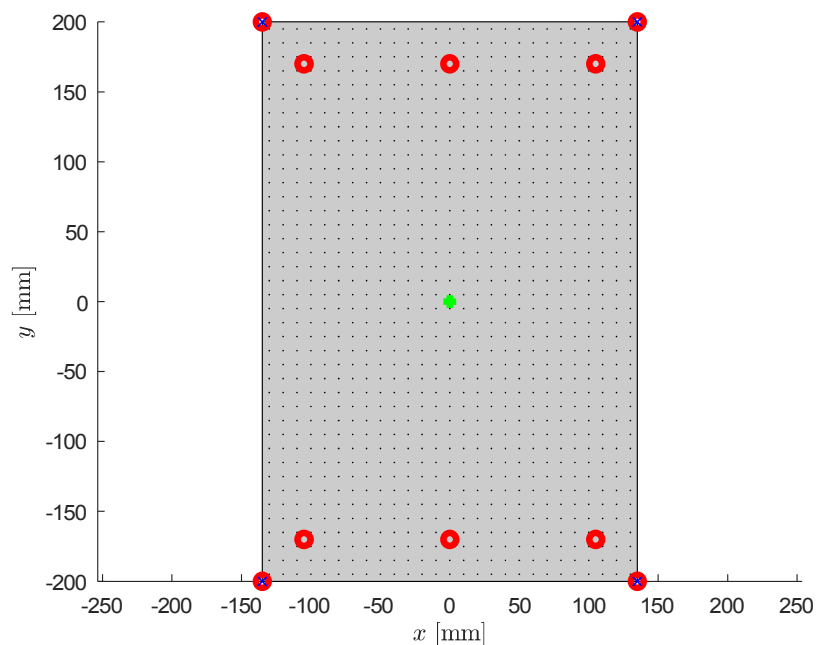


Tabella 43.43. Materiali

Res. Cls 1	Rcm	[MPa]	17
Res. Cls 2	Rcm	[MPa]	0
Res. barre longitudinali	fykl	[MPa]	230
Res. staffe	fyks	[MPa]	138
Fattore di confidenza	FC	-	1.00

Tabella 44.44. Geometria della sezione

			x	y
Rett. 1 (Cls 1)				
Dimensione	min	[mm]	-135	135
Dimensione	max	[mm]	-200	200
Largh. anima	bw	[mm]	500	270
Altezza utile	d	[mm]	270	500
Area staffe	As	[mm ²]	2000	2000
Passo staffe	s	[mm]	350	350
Area f.pieg.	Asfp	[mm ²]	0	0
Passo f.pieg.	sfp	[mm]	300	200

Tabella 45.45. Armature

	x	y	A
--	---	---	---

Barra n°	[mm]	[mm]	[mm ²]
1	30	30	201.06
2	135	30	201.06
3	240	30	201.06
4	30	370	201.06
5	135	370	201.06
6	240	370	201.06
7	0	0	1135.87
8	270	0	1135.87
9	0	400	1135.87
10	270	400	1135.87

Verifica SLU (peggiorativa per M)

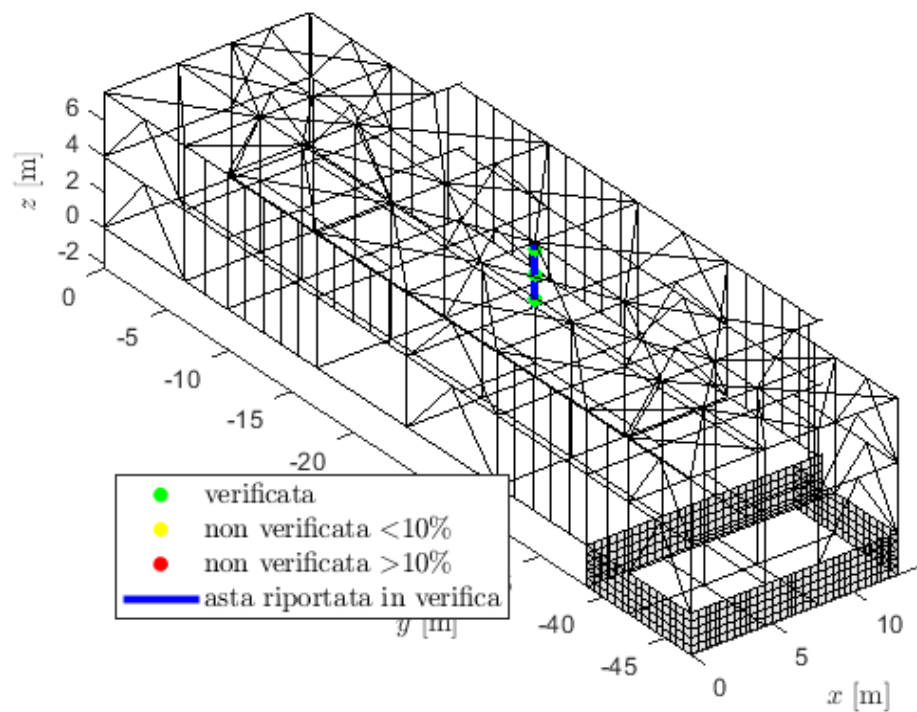
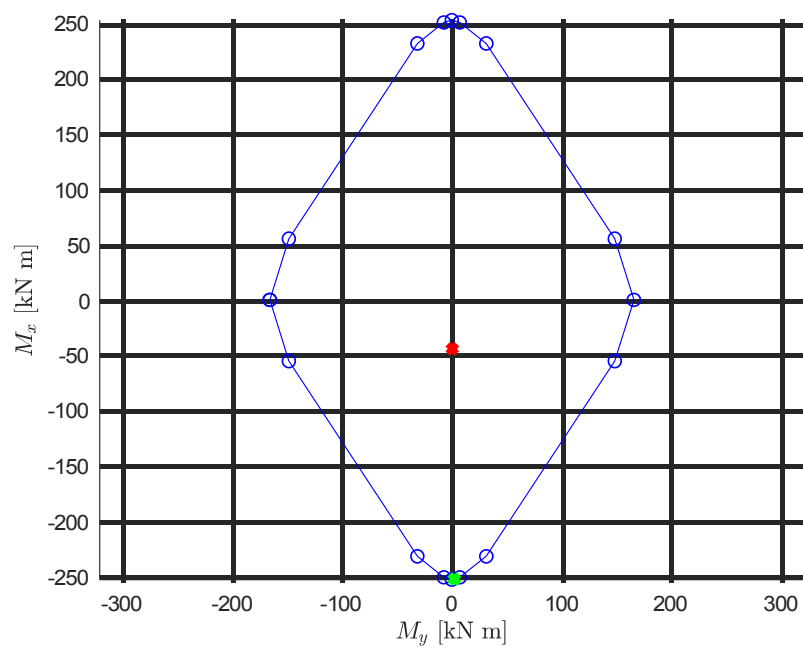


Tabella 46.46. Elemento più sollecitato

Element o	[n°]	578
Ascissa	[m]	0.40

Tabella 47.47. Sollecitazioni SLU

N	[kN]	-187.6
Mx	[kNm]	-44.3
My	[kNm]	0.4
Vx	[kN]	0.3
Vy	[kN]	-30.6



$$|M_{Ed}|/|M_{Rd}(N_{Ed})| = 0.176$$

SLU a flessione verificati

Verifica SLU (peggiorativa per V)

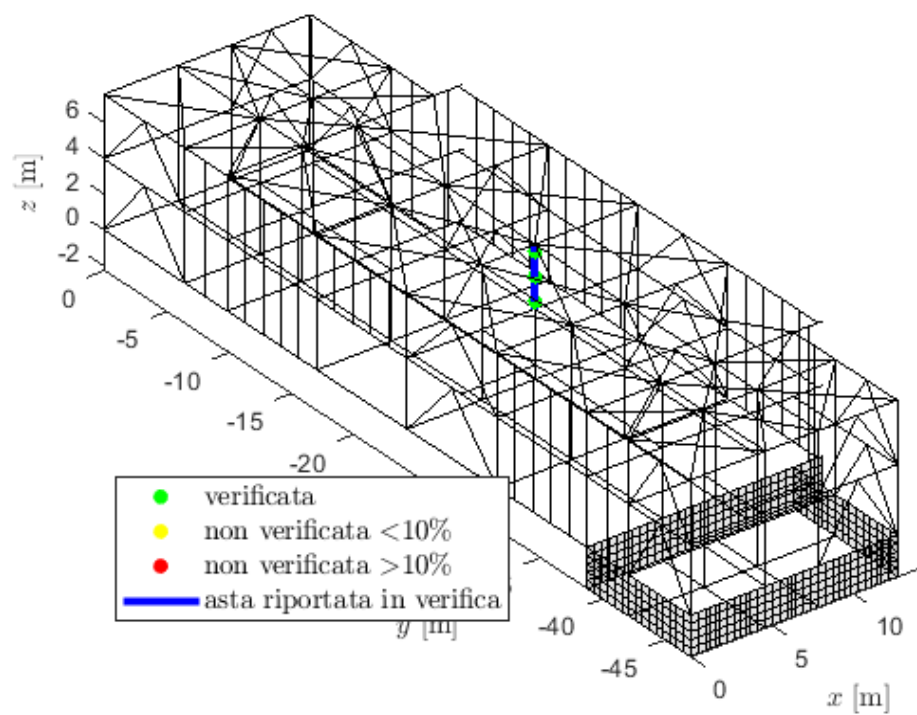


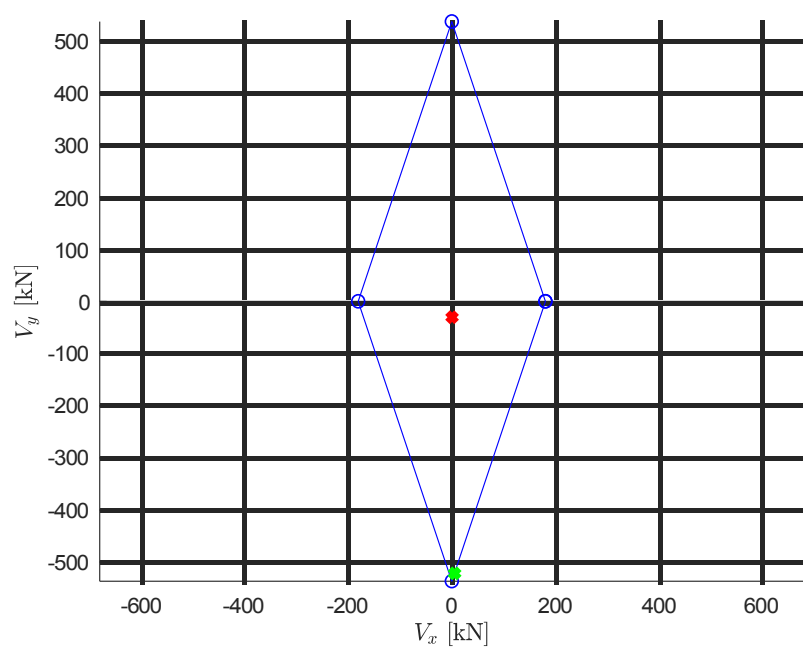
Tabella 48.48. Elemento più sollecitato

Element	[n°]	578
o		

Ascissa	[m]	3.20
---------	-----	------

Tabella 49.49. Sollecitazioni SLU

N	[kN]	-177.9
Mx	[kNm]	41.4
My	[kNm]	-0.4
Vx	[kN]	0.3
Vy	[kN]	-30.6



$$|V_{Ed}|/|V_{Rd}| = 0.059$$

SLU a taglio verificati

"27- Rettangolare b=39 h=52"

Sezione

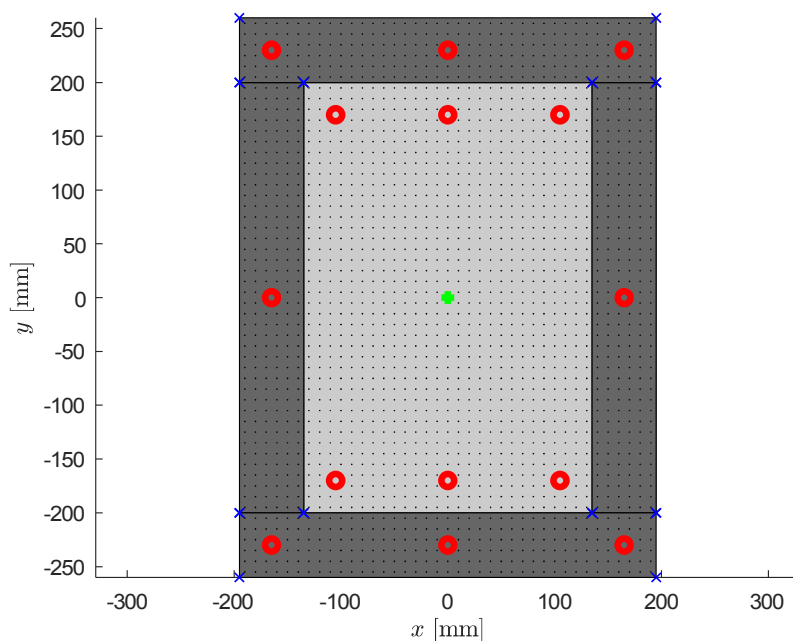


Tabella 50.50. Materiali

Res. Cls 1	Rcm	[MPa]	13
Res. Cls 2	Rcm	[MPa]	38
Res. barre longitudinali	fykl	[MPa]	430
Res. staffe	fyks	[MPa]	430
Fattore di confidenza	FC	-	1.00

Tabella 51.51. Geometria della sezione

			x	y
Rett. 1 (Cls 1)				
Dimensione	min	[mm]	- 135	135
Dimensione	max	[mm]	- 200	200
Rett. 2 (Cls 2)				
Dimensione	min	[mm]	- 195	-135
Dimensione	max	[mm]	- 200	200
Rett. 3 (Cls 2)				

Dimensione	min	[mm]	135	195
Dimensione	max	[mm]	- 200	200
Rett. 4 (Cls 2)				
Dimensione	min	[mm]	- 195	195
Dimensione	max	[mm]	- 260	-200
Rett. 5 (Cls 2)				
Dimensione	min	[mm]	- 195	195
Dimensione	max	[mm]	200	260
Largh. anima	bw	[mm]	520	390
Altezza utile	d	[mm]	360	490
Area staffe	As	[mm ²]	101	101
Passo staffe	s	[mm]	100	100
Area f.pieg.	Asfp	[mm ²]	0	0
Passo f.pieg.	sfp	[mm]	300	200

Tabella 52.52. Armature

	x	y	A
Barra n°	[mm]	[mm]	[mm ²]
1	30	30	82.34
2	135	30	82.34
3	240	30	82.34
4	30	370	82.34
5	135	370	82.34
6	240	370	82.34
7	-30	-30	153.94
8	-30	200	153.94
9	-30	430	153.94
10	135	-30	153.94
11	135	430	153.94
12	300	-30	153.94
13	300	200	153.94
14	300	430	153.94

Verifica SLU (peggiorativa per M)

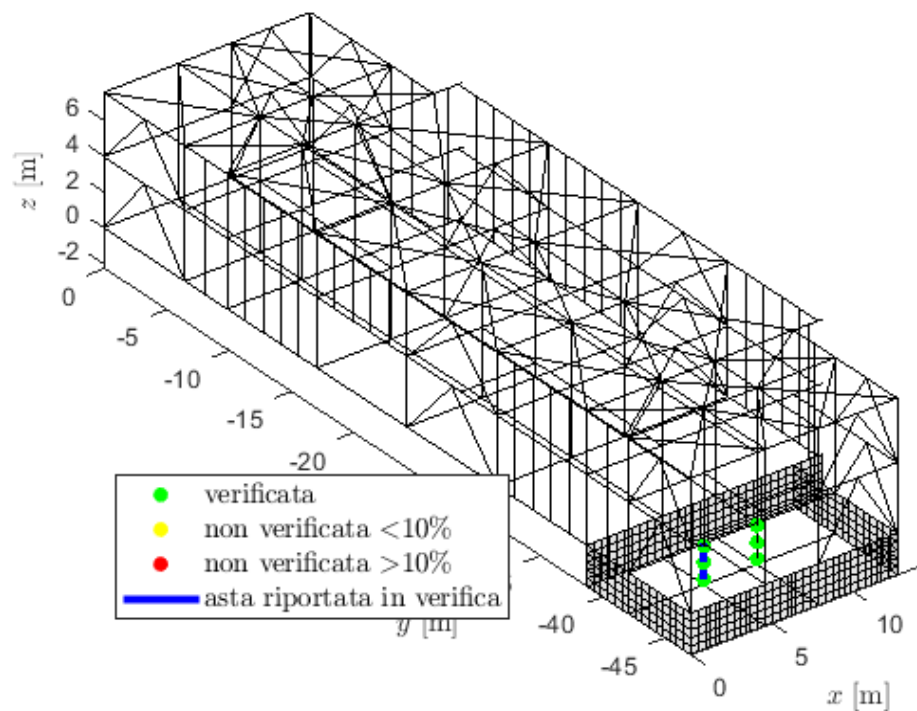
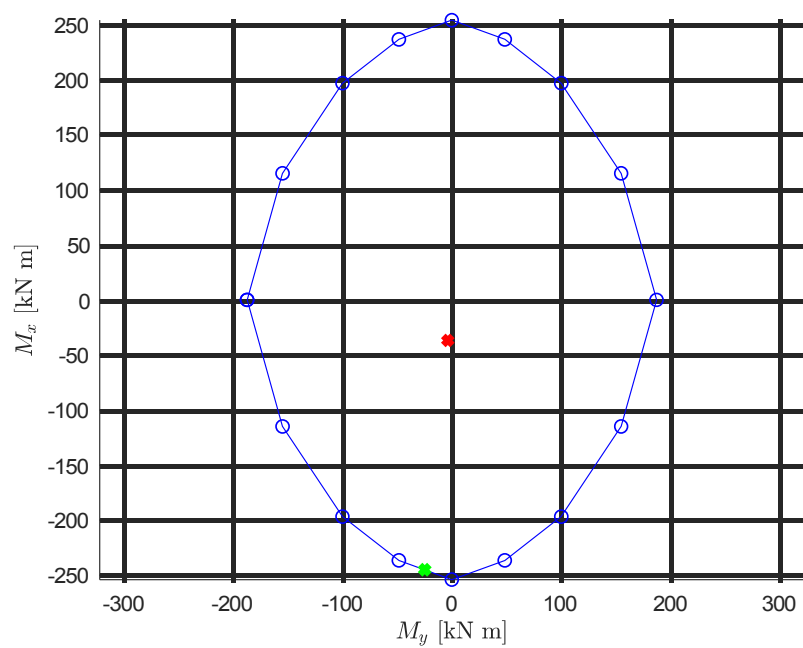


Tabella 53.53. Elemento più sollecitato

Elemento	[n°]	101
Ascissa	[m]	2.18

Tabella 54.54. Sollecitazioni SLU

N	[kN]	-546.5
Mx	[kNm]	-36.8
My	[kNm]	-3.7
Vx	[kN]	5.1
Vy	[kN]	26.7



$$|M_{Ed}|/|M_{Rd}(N_{Ed})| = 0.150$$

SLU a flessione verificati

Verifica SLU (peggiorativa per V)

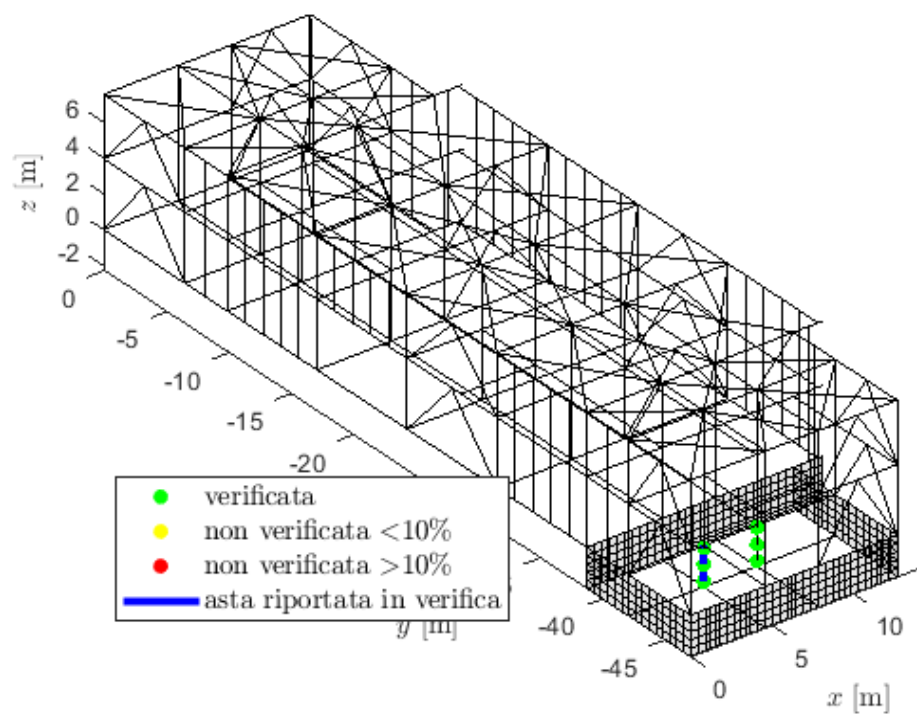


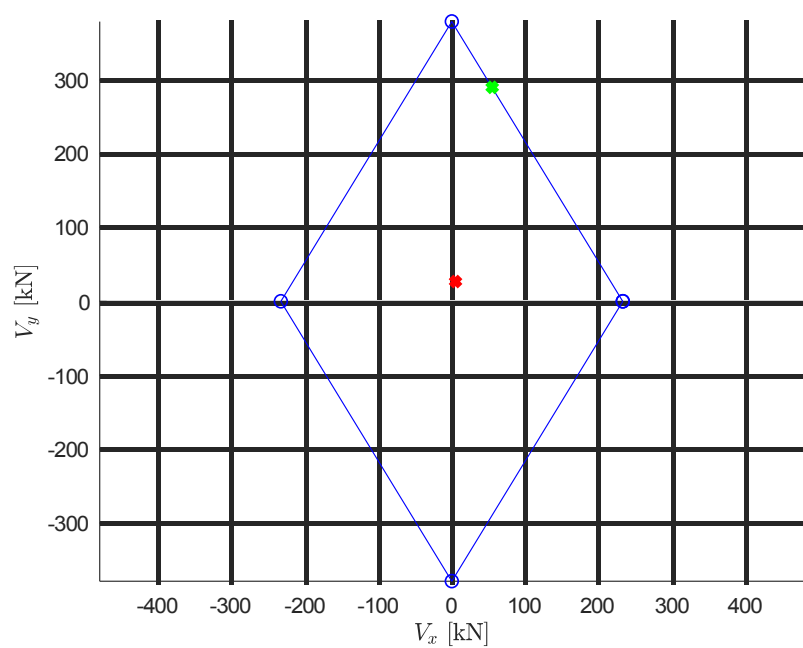
Tabella 55.55. Elemento più sollecitato

Element	[n°]	101
o		

Ascissa	[m]	2.18
---------	-----	------

Tabella 56.56. Sollecitazioni SLU

N	[kN]	-546.5
Mx	[kNm]	-36.8
My	[kNm]	-3.7
Vx	[kN]	5.1
Vy	[kN]	26.7



$$|V_{Ed}|/|V_{Rd}| = 0.092$$

SLU a taglio verificati

“setto”

Sezione

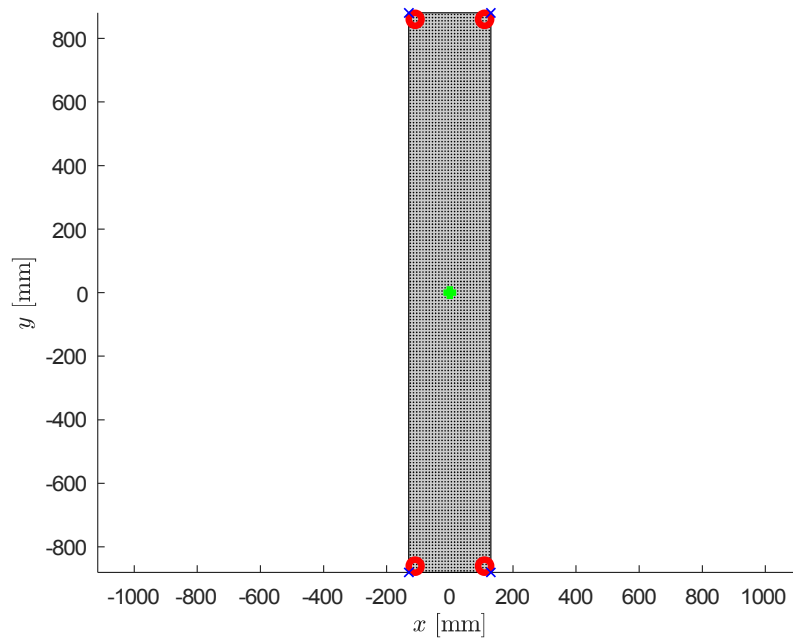


Tabella 57.57. Materiali

Res.Cls 1	Rcm	[MPa	12
Res. Cls 2	Rcm	[MPa	0
Res. barre longitudinali	fykl	[MPa	230
Res. staffe	fyks	[MPa	230
Fattore di confidenza	FC	-	1.00

Tabella 58.58. Geometria della sezione

			x	y
Rett. 1 (Cls 1)				
Dimensione	min	[mm]	-130	130
Dimensione	max	[mm]	-880	880
Largh. anima	bw	[mm]	260	1760
Altezza utile	d	[mm]	230	1730
Area staffe	As	[mm ²]	57	57
Passo staffe	s	[mm]	300	300
Area f.pieg.	Asfp	[mm ²]	0	0
Passo f.pieg.	sfp	[mm]	1	1

Tabella 59.59. Armature

	x	y	A
--	---	---	---

Barra n°	[mm]	[mm]	[mm ²]
1	20	20	153.94
2	240	1740	153.94
3	20	1740	153.94
4	240	20	153.94

Verifica SLU (peggiorativa per M)

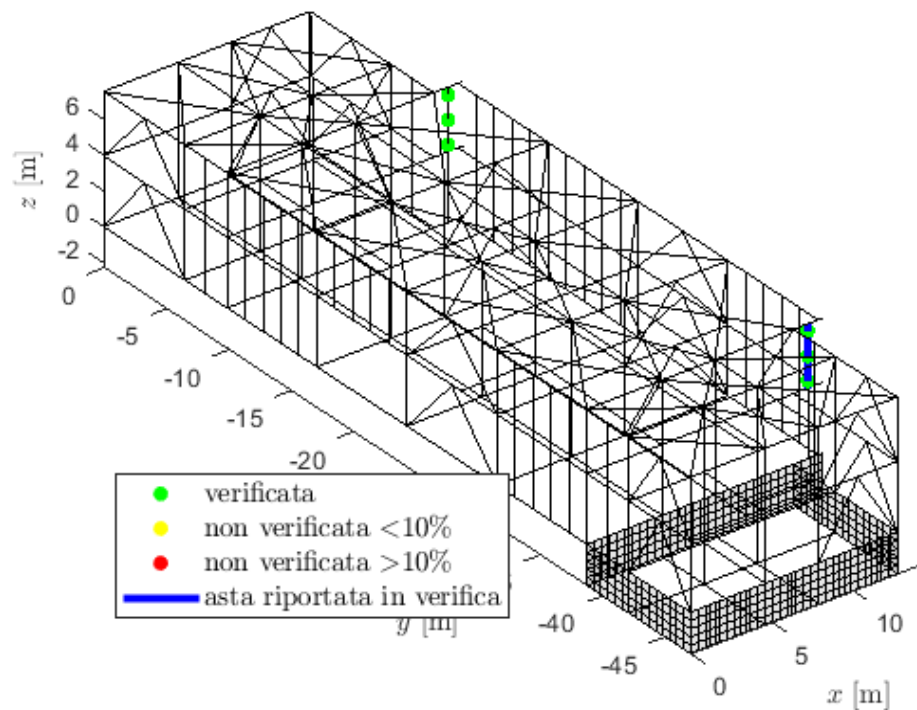
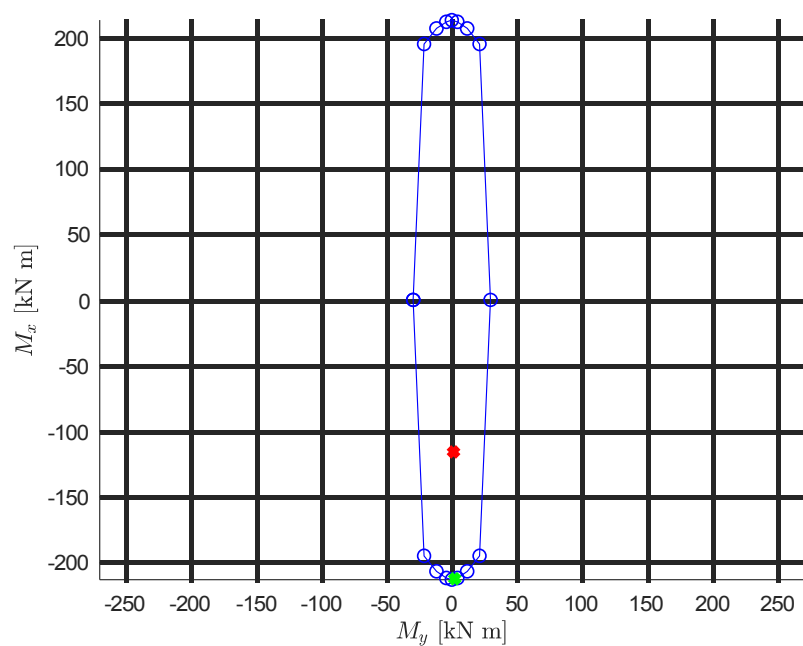


Tabella 60.60. Elemento più sollecitato

Elemento	[n°]	697
Ascissa	[m]	0.40

Tabella 61.61. Sollecitazioni SLU

N	[kN]	-127.2
M _x	[kNm]	-115.8
M _y	[kNm]	1.2
V _x	[kN]	0.5
V _y	[kN]	-51.1



$$|M_{Ed}|/|M_{Rd}(N_{Ed})| = 0.545$$

SLU a flessione verificati

Verifica SLU (peggiorativa per V)

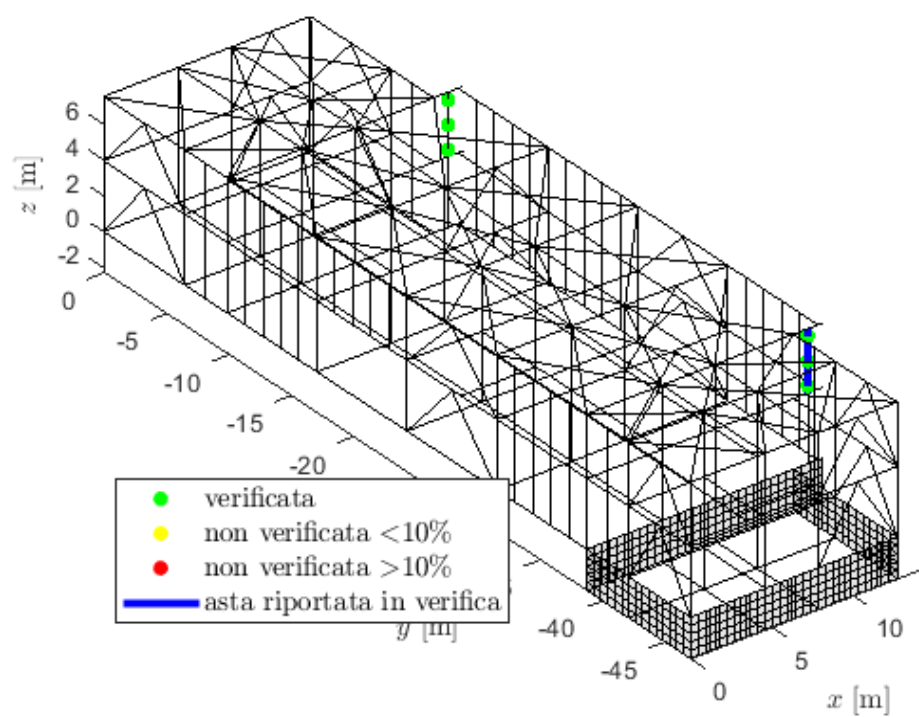


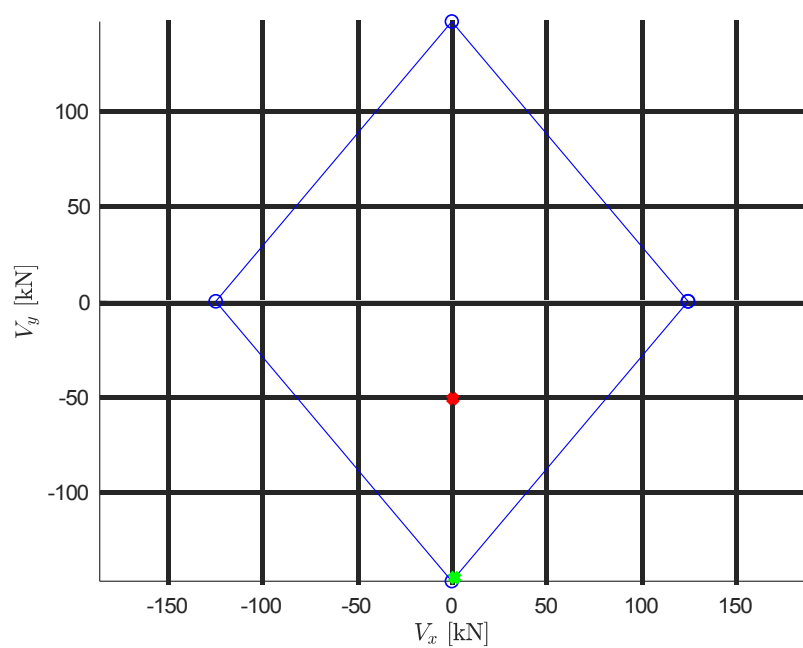
Tabella 62.62. Elemento più sollecitato

Element	[n°]	697
o		

Ascissa	[m]	0.40
---------	-----	------

Tabella 63.63. Sollecitazioni SLU

N	[kN]	-127.2
Mx	[kNm]	-115.8
My	[kNm]	1.2
Vx	[kN]	0.5
Vy	[kN]	-51.1



$$|V_{Ed}|/|V_{Rd}| = 0.353$$

SLU a taglio verificati

"setto incamiciato"

Sezione

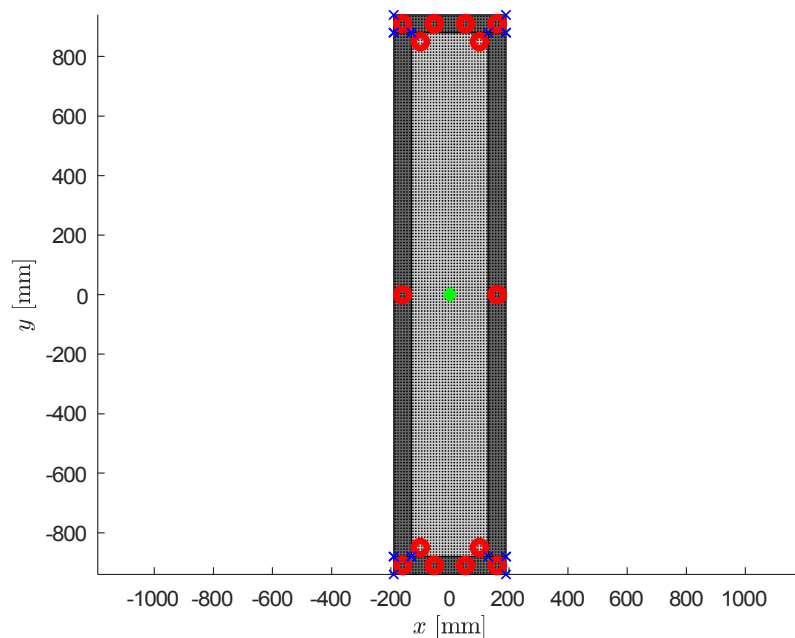


Tabella 64.64. Materiali

Res.Cls 1	Rcm	[MPa	12
Res.Cls 2	Rcm	[MPa	38
Res. barre longitudinali	fykl	[MPa	230
Res. staffe	fyks	[MPa	430
Fattore di confidenza	FC	-	1.00

Tabella 65.65. Geometria della sezione

			x	y
Rett. 1 (Cls 1)				
Dimensione	min	[mm]	-130	130
Dimensione	max	[mm]	-880	880
Rett. 2 (Cls 2)				
Dimensione	min	[mm]	-190	-130
Dimensione	max	[mm]	-880	880
Rett. 3 (Cls 2)				
Dimensione	min	[mm]	130	190
Dimensione	max	[mm]	-880	880
Rett. 4 (Cls 2)				
Dimensione	min	[mm]	-190	190
Dimensione	max	[mm]	-940	-880
Rett. 5 (Cls 2)				
Dimensione	min	[mm]	-190	190

Dimensione	max	[mm]	880	940
Largh. anima	bw	[mm]	260	1760
Altezza utile	d	[mm]	230	1730
Area staffe	As	[mm ²]	101	101
Passo staffe	s	[mm]	250	250
Area f.pieg.	Asfp	[mm ²]	0	0
Passo f.pieg.	sfp	[mm]	1	1

Tabella 66.66. Armature

	x	y	A
Barra n°	[mm]	[mm]	[mm ²]
1	30	30	153.94
2	230	1730	153.94
3	30	1730	153.94
4	230	30	153.94
5	-30	-30	475.75
6	77	-30	475.75
7	183	-30	475.75
8	290	-30	475.75
9	-30	1790	475.75
10	77	1790	475.75
11	183	1790	475.75
12	290	1790	475.75
13	-30	880	475.75
14	290	880	475.75

Verifica SLU (peggiorativa per M)

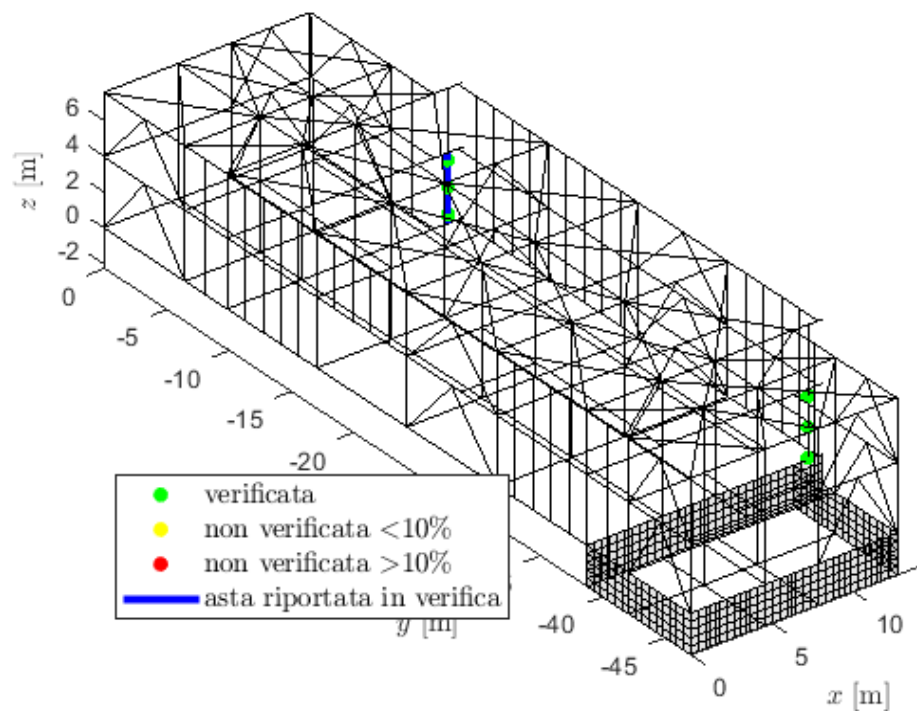
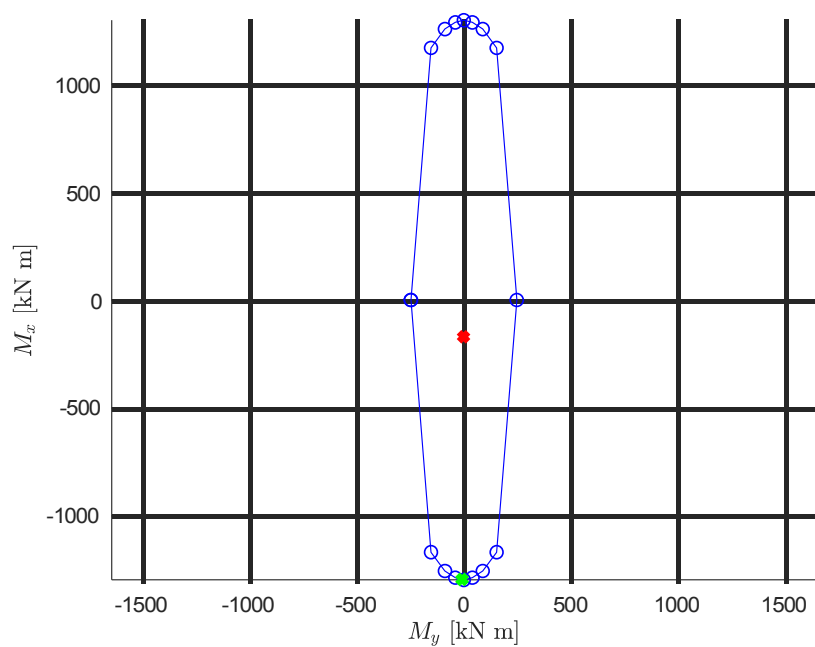


Tabella 67.67. Elemento più sollecitato

Element o	[n°]	545
Ascissa	[m]	0.40

Tabella 68.68. Sollecitazioni SLU

N	[kN]	-362.7
Mx	[kNm]	-170.5
My	[kNm]	-1.1
Vx	[kN]	-1.7
Vy	[kN]	-17.0



$$|M_{Ed}|/|M_{Rd}(N_{Ed})| = 0.132$$

SLU a flessione verificati

Verifica SLU (peggiorativa per V)

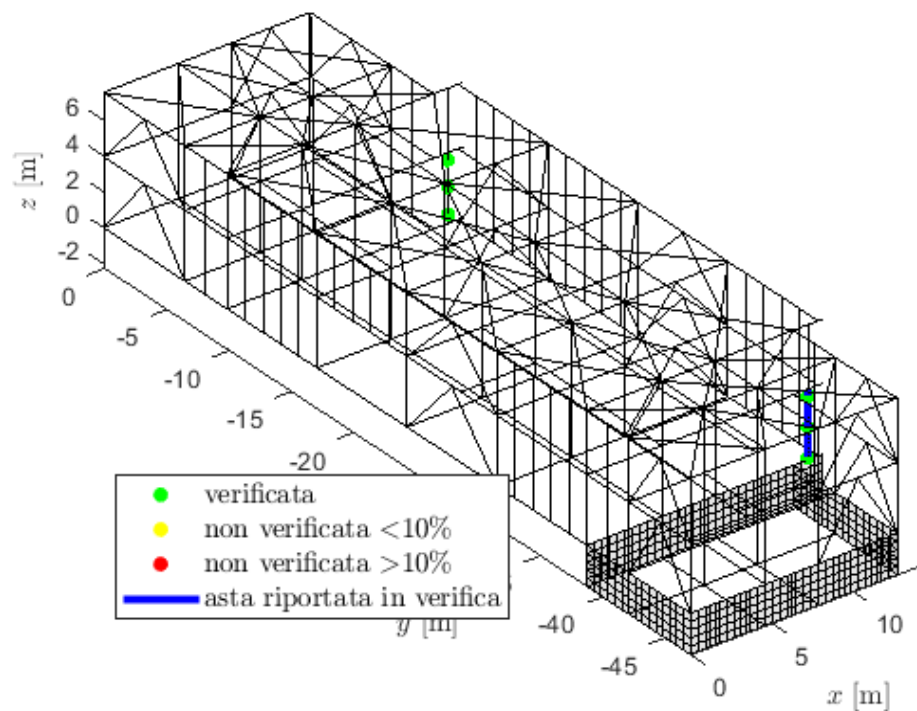
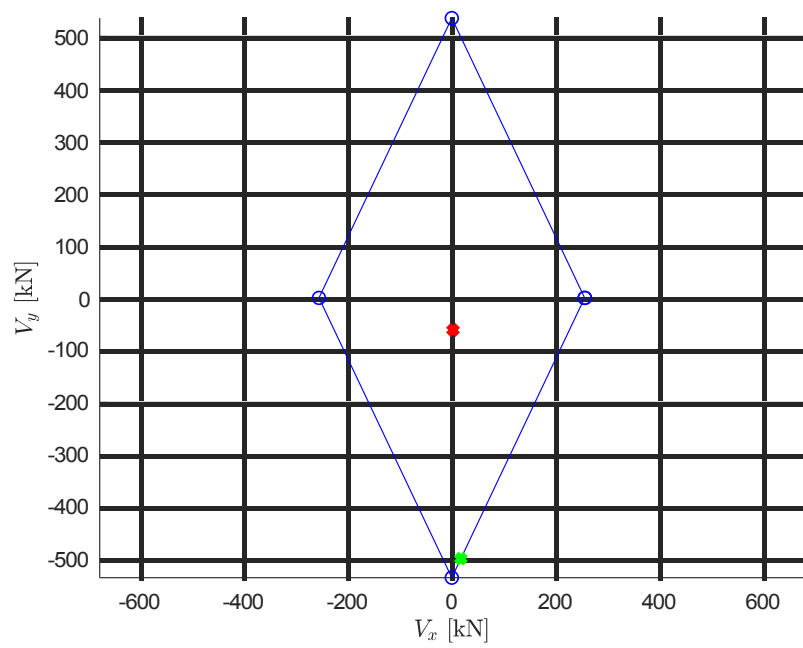


Tabella 69.69. Elemento più sollecitato

Elemento	[n°]	698
Ascissa	[m]	0.40

Tabella 70.70. Sollecitazioni SLU

N	[kN]	-398.5
Mx	[kNm]	-157.3
My	[kNm]	0.5
Vx	[kN]	2.1
Vy	[kN]	-61.4



$$|V_{Ed}|/|V_{Rd}| = 0.123$$

SLU a taglio verificati

"20- Rettangolare b=60 h=60 fondazione"

Sezione

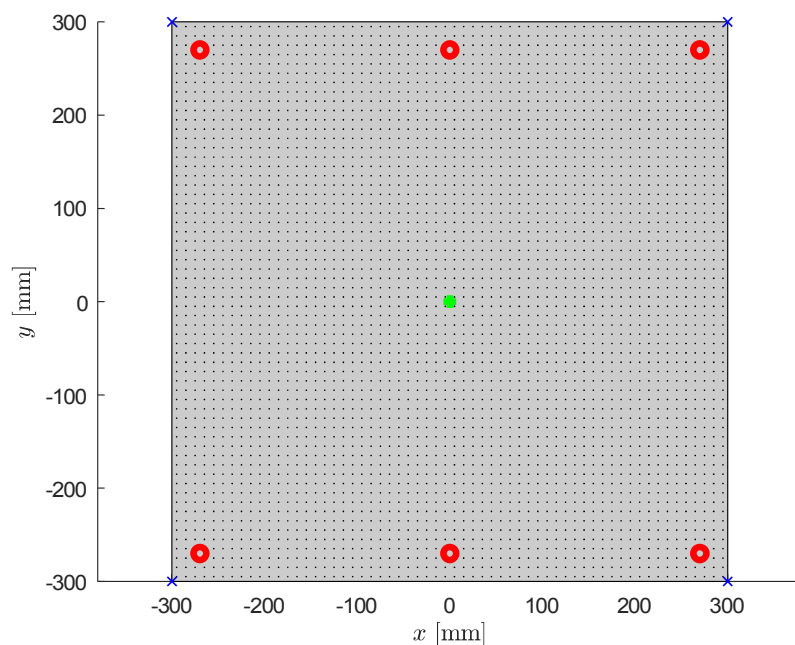


Tabella 71.71. Materiali

Res.Cls 1	Rcm	[MPa]	12
Res. Cls 2	Rcm	[MPa]	0
Res. barre longitudinali	fykl	[MPa]	230
Res. staffe	fyks	[MPa]	230
Fattore di confidenza	FC	-	1.35

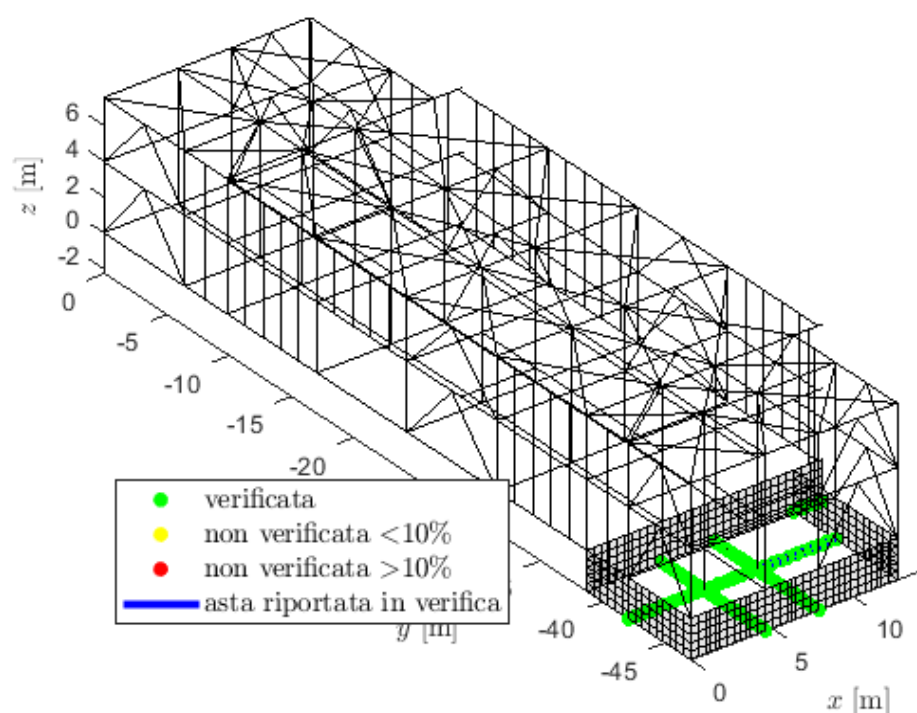
Tabella 72.72. Geometria della sezione

			x	y
Rett. 1 (Cls 1)				
Dimensione	min	[mm]	-300	300
Dimensione	max	[mm]	-300	300
Largh. anima	bw	[mm]	600	600
Altezza utile	d	[mm]	570	570
Area staffe	As	[mm ²]	101	101
Passo staffe	s	[mm]	250	250
Area f.pieg.	Asfp	[mm ²]	0	0
Passo f.pieg.	sfp	[mm]	300	200

Tabella 73.73. Armature

	x	y	A
Barra n°	[mm]	[mm]	[mm ²]
1	30	30	254.47
2	300	30	254.47
3	570	30	254.47
4	30	570	254.47
5	300	570	254.47
6	570	570	254.47

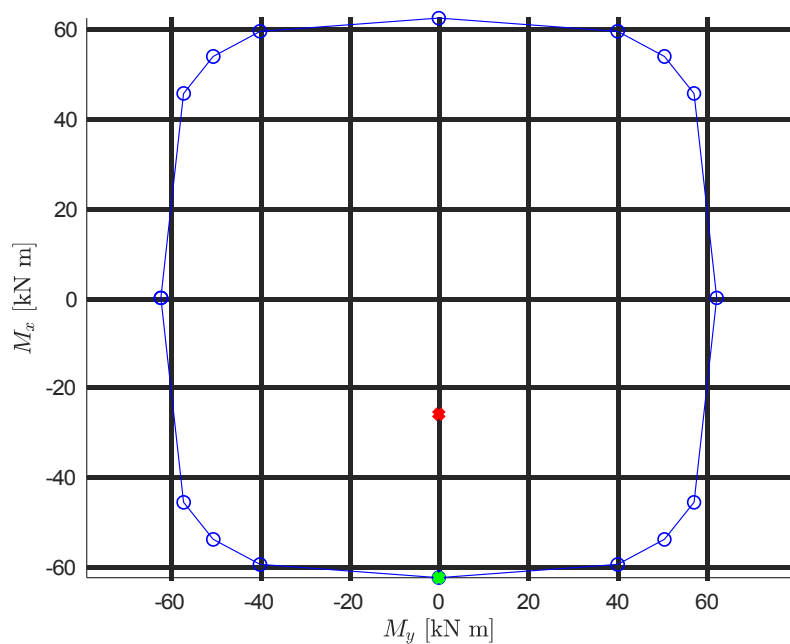
Verifica SLU (peggiorativa per M)

**Tabella 74.74. Elemento più sollecitato**

Elemento	[n°]	367
Ascissa	[m]	4.84

Tabella 75.75. Sollecitazioni SLU

N	[kN]	0.0
Mx	[kNm]	-25.9
My	[kNm]	0.0
Vx	[kN]	-0.0
Vy	[kN]	28.6



$$|M_{Ed}|/|M_{Rd}(N_{Ed})| = 0.416$$

SLU a flessione verificati

Verifica SLU (peggiorativa per V)

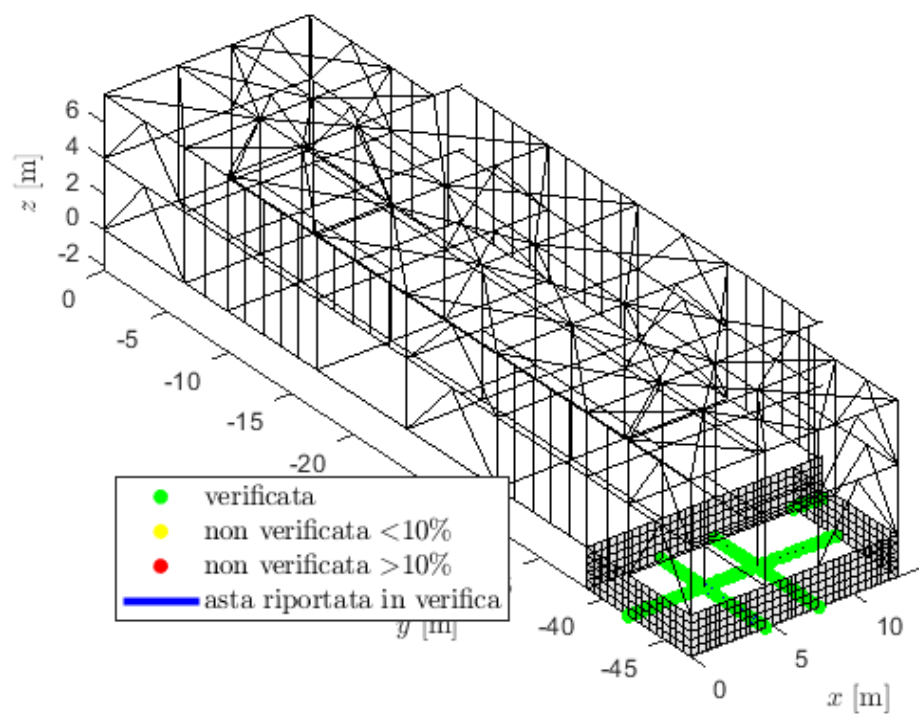


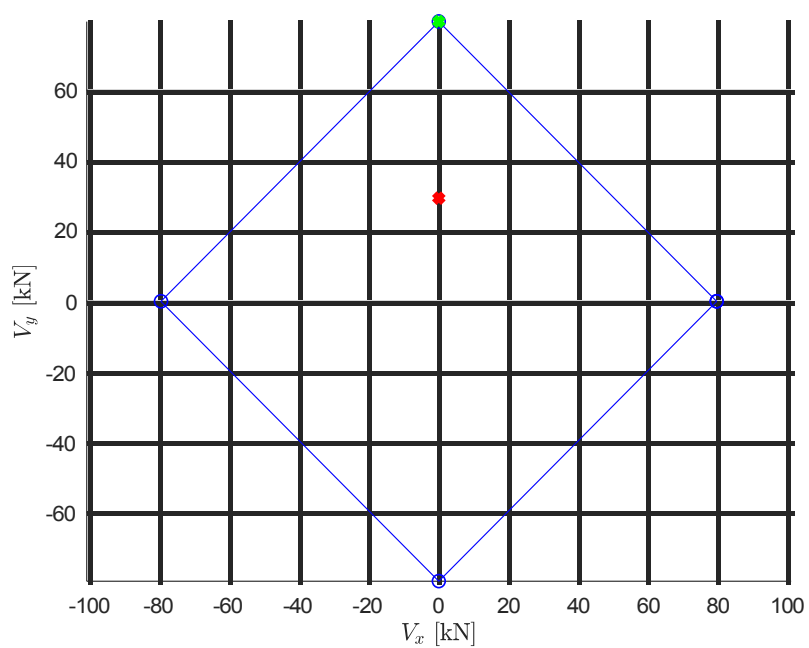
Tabella 76.76. Elemento più sollecitato

Element	[n°]	384
o		

Ascissa	[m]	4.94
---------	-----	------

Tabella 77.77. Sollecitazioni SLU

N	[kN]	0.0
Mx	[kNm]	-22.0
My	[kNm]	0.0
Vx	[kN]	-0.0
Vy	[kN]	29.3



$$|V_{Ed}|/|V_{Rd}| = 0.369$$

SLU a taglio verificati

"21- Rettangolare b=75 h=60 fondazione"

Sezione

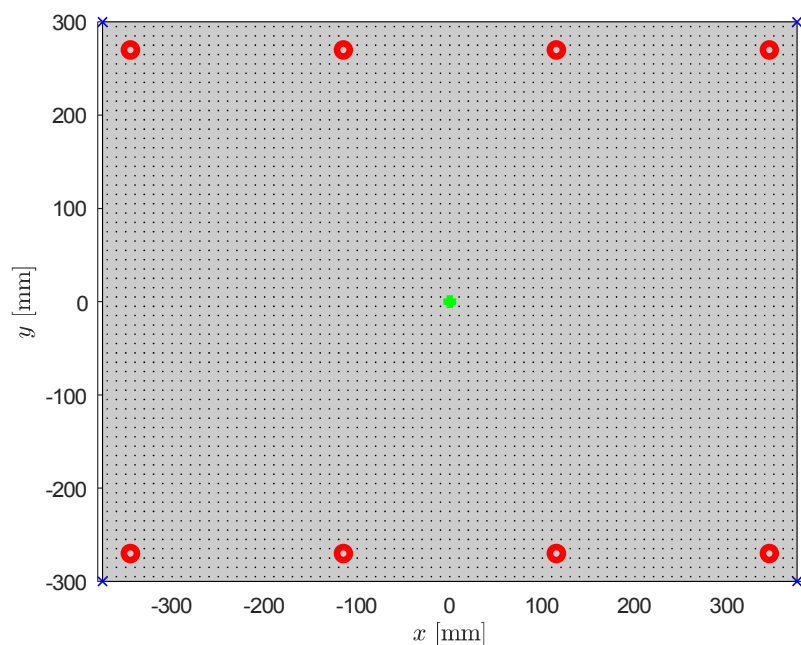


Tabella 78.78. Materiali

Res.Cls 1	Rcm	[MPa	12
Res. Cls 2	Rcm	[MPa	0
Res. barre longitudinali	fykl	[MPa	230
Res. staffe	fyks	[MPa	230
Fattore di confidenza	FC	-	1.35

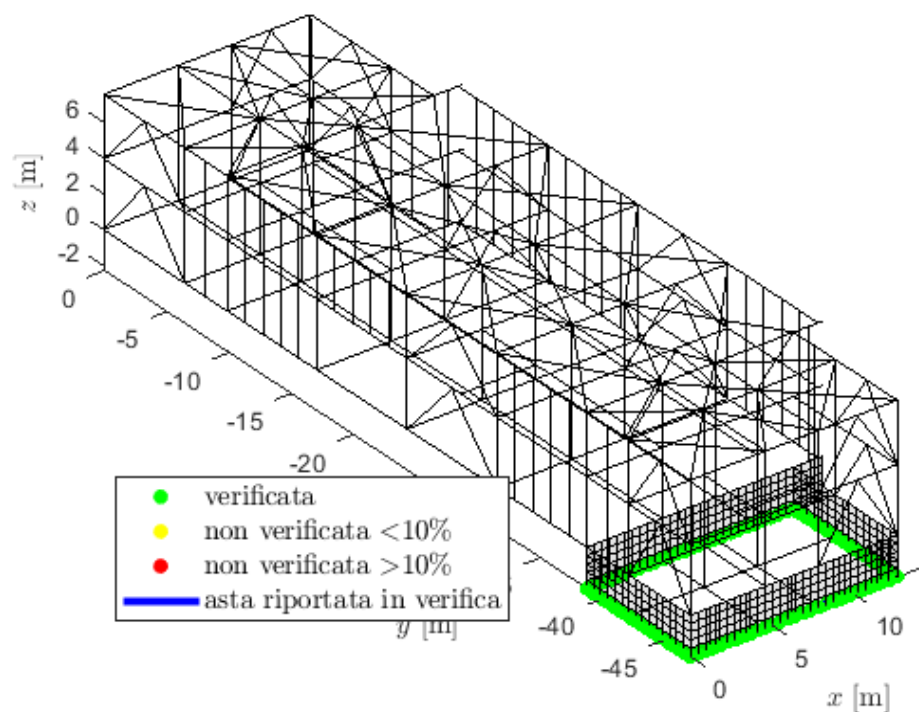
Tabella 79.79. Geometria della sezione

			x	y
Rett. 1 (Cls 1)				
Dimensione	min	[mm]	-375	375
Dimensione	max	[mm]	-300	300
Largh. anima	bw	[mm]	750	600
Altezza utile	d	[mm]	570	720
Area staffe	As	[mm2	101	101
]		
Passo staffe	s	[mm]	250	250
Area f.pieg.	Asfp	[mm2	0	0
]		
Passo f.pieg.	sfp	[mm]	300	200

Tabella 80.80. Armature

	x	y	A
Barra n°	[mm]	[mm]	[mm ²]
1	30	30	201.06
2	260	30	201.06
3	490	30	201.06
4	720	30	201.06
5	30	570	201.06
6	260	570	201.06
7	490	570	201.06
8	720	570	201.06

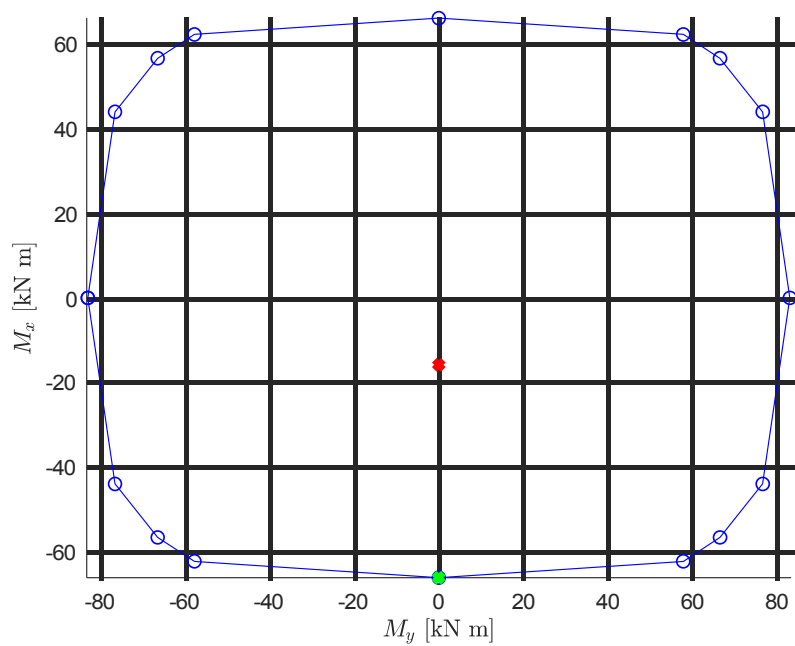
Verifica SLU (peggiorativa per M)

**Tabella 81.81. Elemento più sollecitato**

Elemento	[n°]	726
Ascissa	[m]	0.48

Tabella 82.82. Sollecitazioni SLU

N	[kN]	0.0
Mx	[kNm]	-15.8
My	[kNm]	-0.0
Vx	[kN]	-0.0
Vy	[kN]	37.4



$$|M_{Ed}|/|M_{Rd}(N_{Ed})| = 0.239$$

SLU a flessione verificati

Verifica SLU (peggiorativa per V)

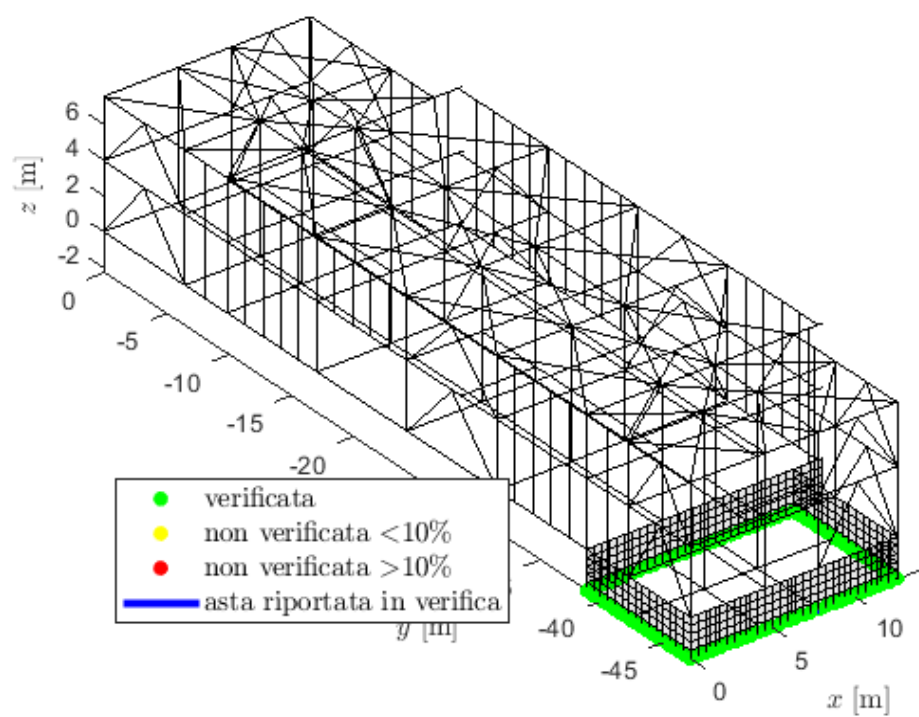


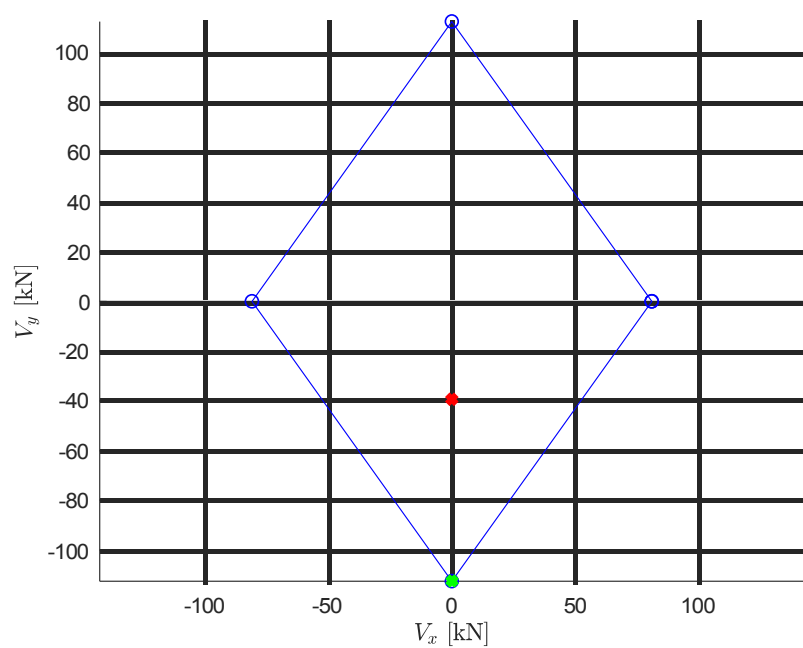
Tabella 83.83. Elemento più sollecitato

Element	[n°]	727
o		

Ascissa	[m]	0.00
---------	-----	------

Tabella 84.84. Sollecitazioni SLU

N	[kN]	0.0
Mx	[kNm]	-15.6
My	[kNm]	-0.0
Vx	[kN]	0.0
Vy	[kN]	-39.4



$$|V_{Ed}|/|V_{Rd}| = 0.350$$

SLU a taglio verificati

"1 - Rettangolare b=60 h=100 fondazione"

Sezione

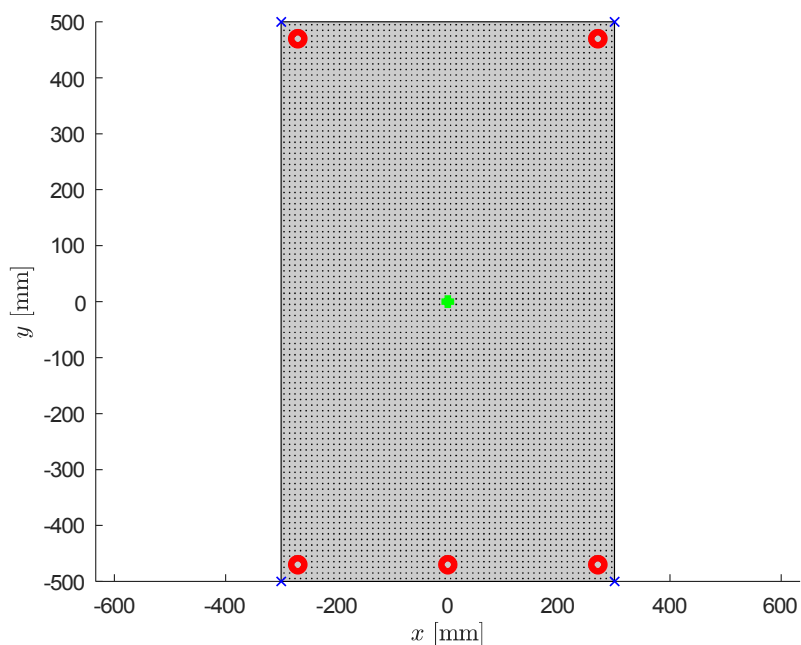


Tabella 85.85. Materiali

Res. Cls 1	Rcm	[MPa]	12
Res. Cls 2	Rcm	[MPa]	0
Res. barre longitudinali	fykl	[MPa]	230
Res. staffe	fyks	[MPa]	230
Fattore di confidenza	FC	-	1.35

Tabella 86.86. Geometria della sezione

			x	y
Rett. 1 (Cls 1)				
Dimensione	min	[mm]	-300	300
Dimensione	max	[mm]	-500	500
Largh. anima	bw	[mm]	1000	600
Altezza utile	d	[mm]	570	970
Area staffe	As	[mm ²]	101	101
Passo staffe	s	[mm]	250	250
Area f.pieg.	Asfp	[mm ²]	0	0
Passo f.pieg.	sfp	[mm]	300	200

Tabella 87.87. Armature

	x	y	A
--	---	---	---

Barra n°	[mm]	[mm]	[mm ²]
1	30	30	254.47
2	570	30	254.47
3	30	970	254.47
4	300	30	254.47
5	570	970	254.47

Verifica SLU (peggiorativa per M)

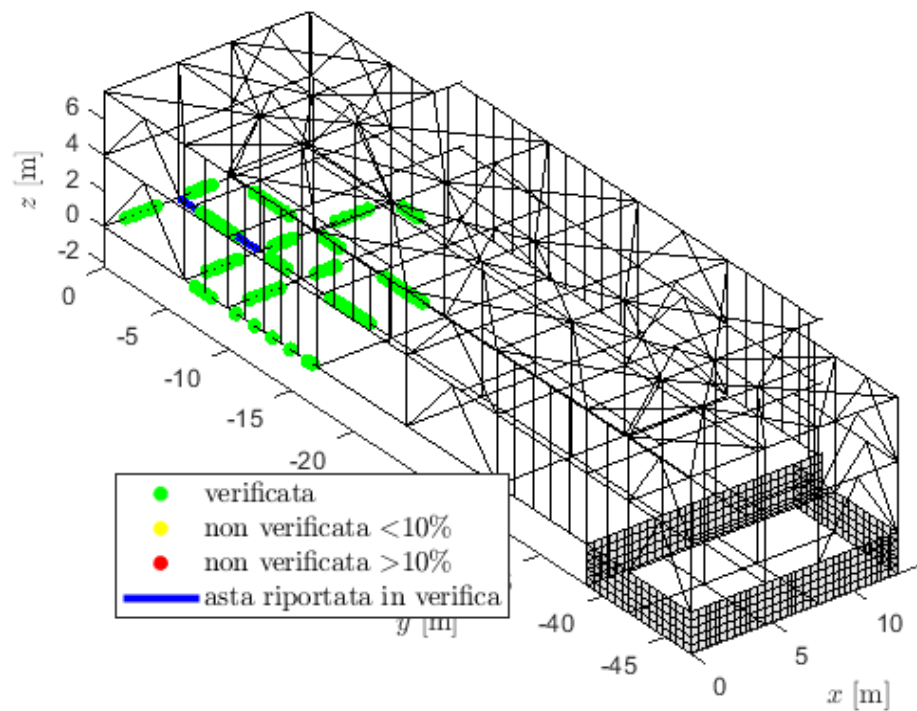
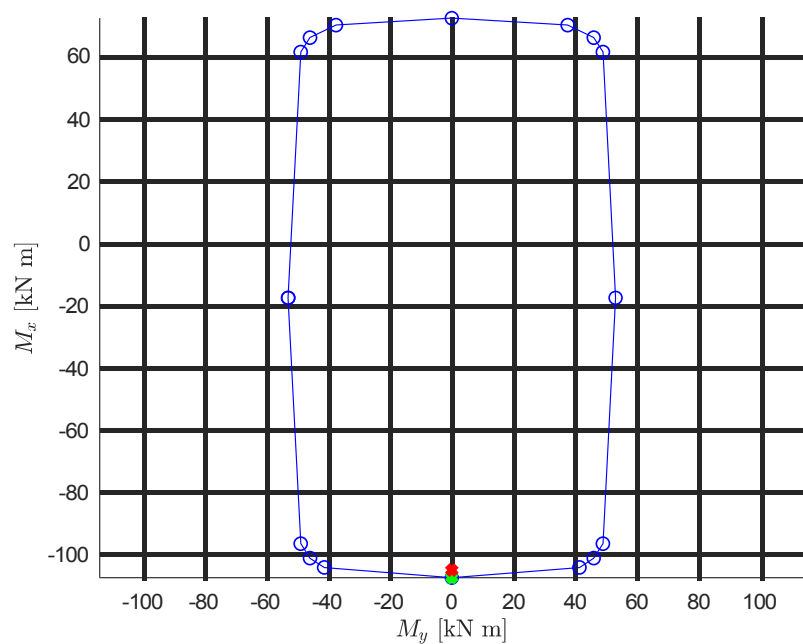


Tabella 88.88. Elemento più sollecitato

Elemento	[n°]	252
Ascissa	[m]	3.26

Tabella 89.89. Sollecitazioni SLU

N	[kN]	0.0
Mx	[kNm]	-105.2
My	[kNm]	0.0
Vx	[kN]	0.0
Vy	[kN]	-11.3



$$|M_{Ed}|/|M_{Rd}(N_{Ed})| = 0.978$$

SLU a flessione verificati

Verifica SLU (peggiorativa per V)

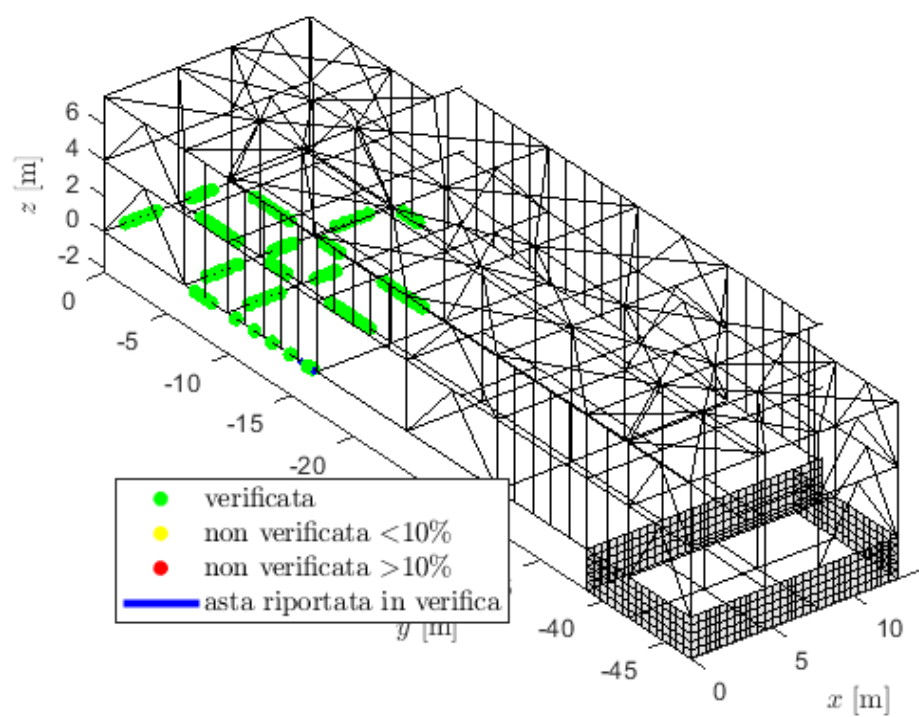


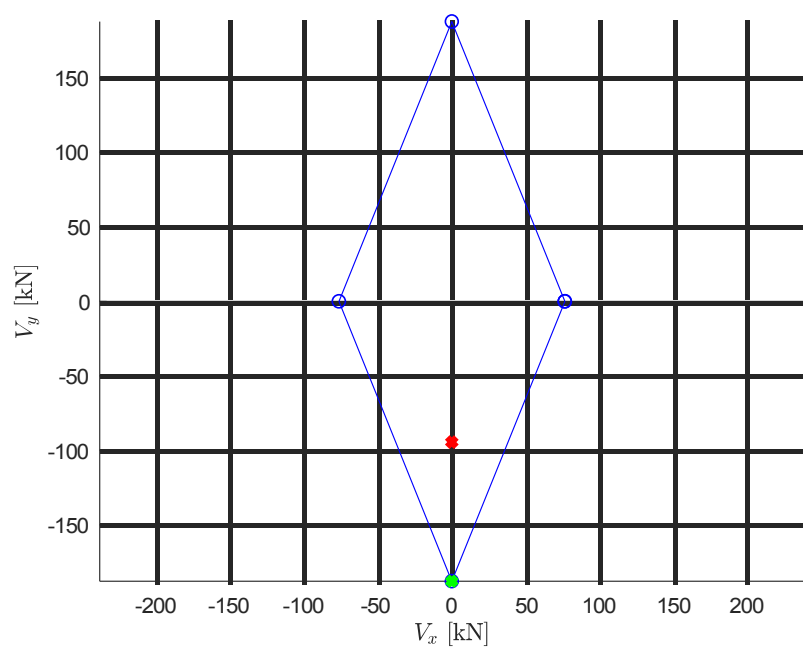
Tabella 90.90. Elemento più sollecitato

Element	[n°]	391
o		

Ascissa	[m]	1.08
---------	-----	------

Tabella 91.91. Sollecitazioni SLU

N	[kN]	0.0
Mx	[kNm]	102.2
My	[kNm]	0.0
Vx	[kN]	0.0
Vy	[kN]	-94.5



$$|V_{Ed}|/|V_{Rd}| = 0.503$$

SLU a taglio verificati

"1 - Rettangolare b=60 h=100 fondazione"

Sezione

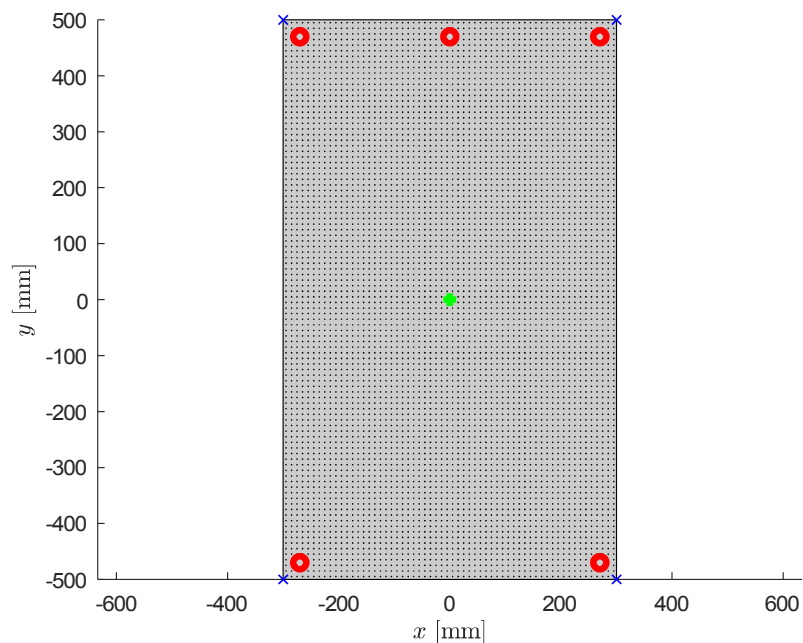


Tabella 92.92. Materiali

Res. Cls 1	Rcm	[MPa]	12
Res. Cls 2	Rcm	[MPa]	0
Res. barre longitudinali	fykl	[MPa]	230
Res. staffe	fyks	[MPa]	230
Fattore di confidenza	FC	-	1.35

Tabella 93.93. Geometria della sezione

			x	y
Rett. 1 (Cls 1)				
Dimensione	min	[mm]	-300	300
Dimensione	max	[mm]	-500	500
Largh. anima	bw	[mm]	1000	600
Altezza utile	d	[mm]	570	970
Area staffe	As	[mm ²]	101	101
Passo staffe	s	[mm]	250	250
Area f.pieg.	Asfp	[mm ²]	0	0
Passo f.pieg.	sfp	[mm]	300	200

Tabella 94.94. Armature

	x	y	A
--	---	---	---

Barra n°	[mm]	[mm]	[mm ²]
1	30	30	254.47
2	570	30	254.47
3	30	970	254.47
4	300	970	254.47
5	570	970	254.47

Verifica SLU (peggiorativa per M)

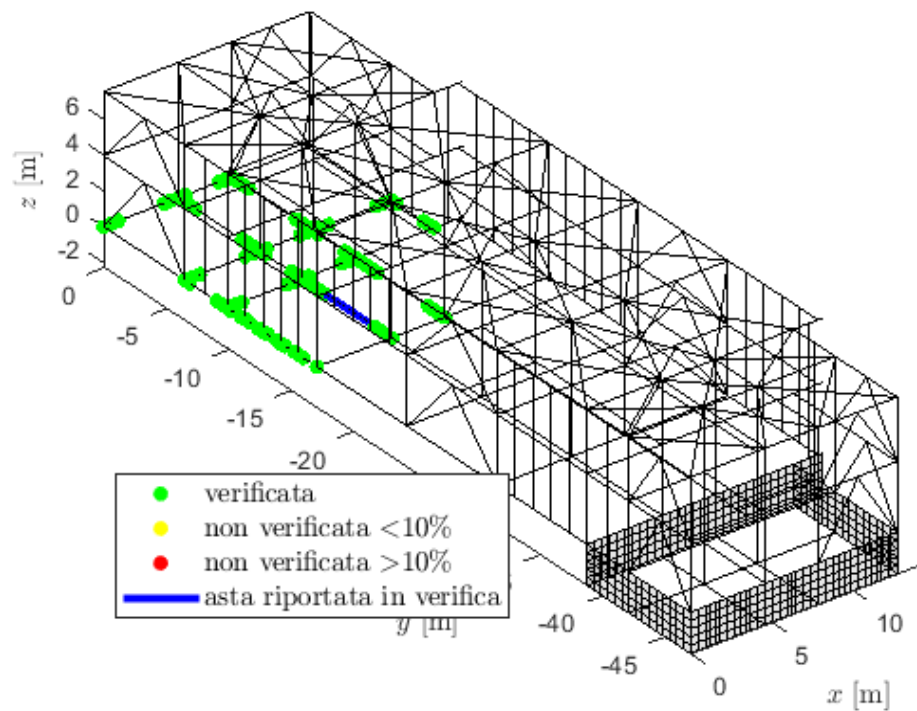
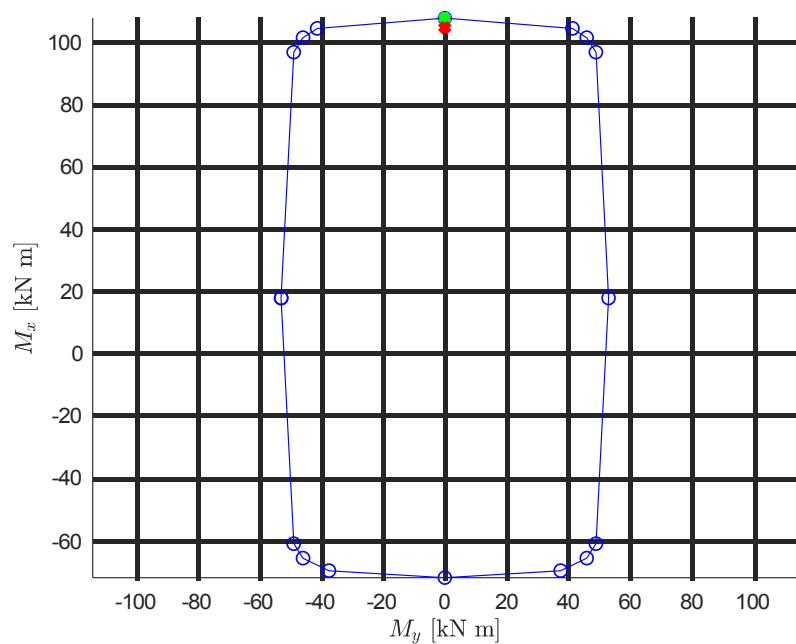


Tabella 95.95. Elemento più sollecitato

Elemento	[n°]	272
Ascissa	[m]	0.00

Tabella 96.96. Sollecitazioni SLU

N	[kN]	0.0
Mx	[kNm]	104.5
My	[kNm]	0.0
Vx	[kN]	0.0
Vy	[kN]	96.9



$$|M_{Ed}|/|M_{Rd}(N_{Ed})| = 0.972$$

SLU a flessione verificati

Verifica SLU (peggiorativa per V)

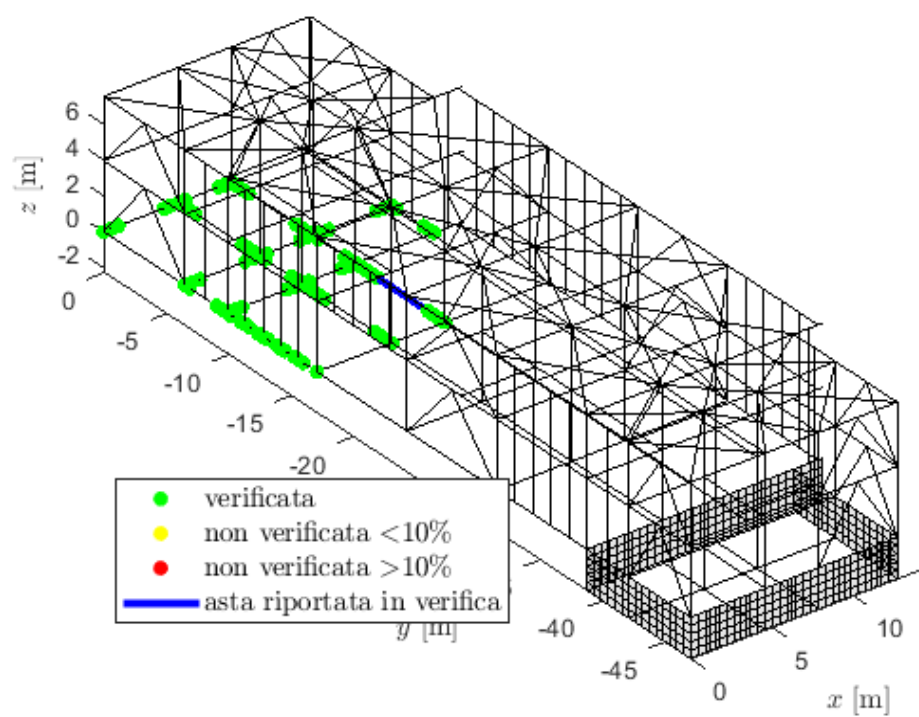


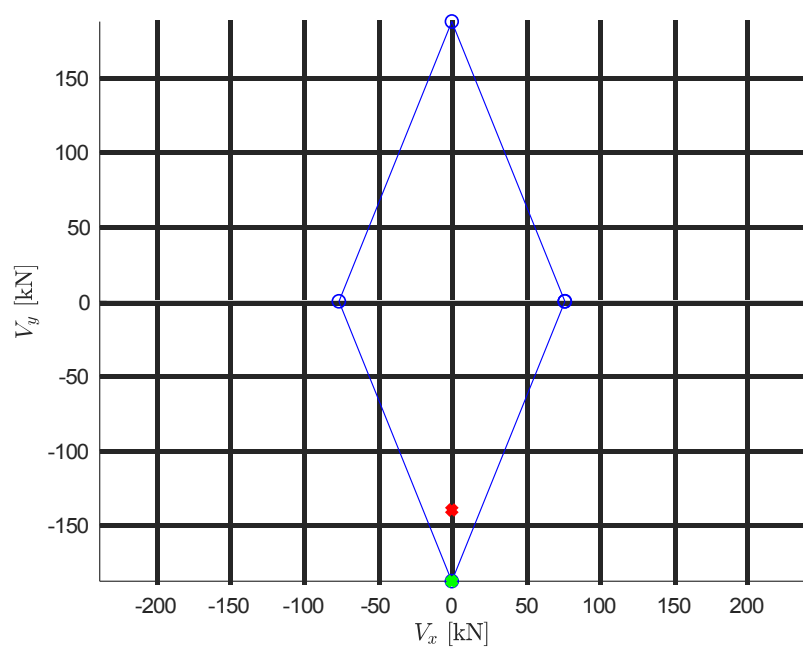
Tabella 97.97. Elemento più sollecitato

Element	[n°]	284
o		

Ascissa	[m]	6.75
---------	-----	------

Tabella 98.98. Sollecitazioni SLU

N	[kN]	0.0
Mx	[kNm]	132.5
My	[kNm]	0.0
Vx	[kN]	0.0
Vy	[kN]	-140.1



$$|V_{Ed}|/|V_{Rd}| = 0.746$$

SLU a taglio verificati

"1 - Rettangolare b=60 h=100 fondazione (5+2/2+4)"

Sezione

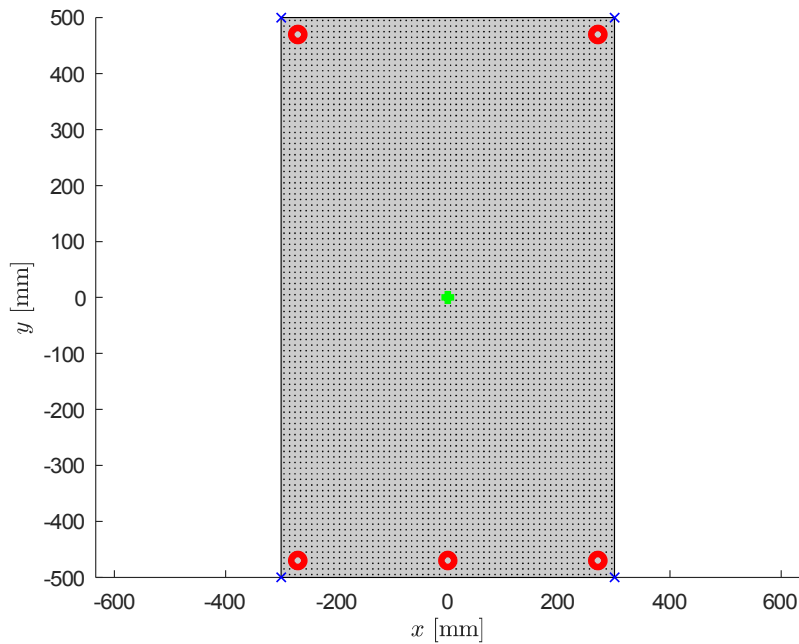


Tabella 99.99. Materiali

Res. Cls 1	Rcm	[MPa]	12
Res. Cls 2	Rcm	[MPa]	0
Res. barre longitudinali	fykl	[MPa]	230
Res. staffe	fyks	[MPa]	230
Fattore di confidenza	FC	-	1.35

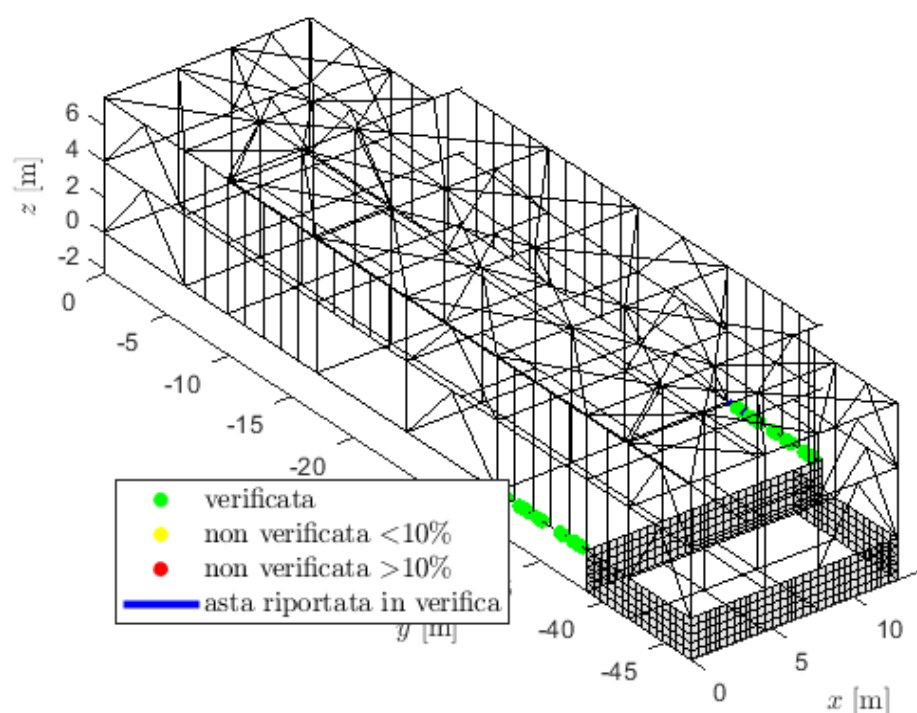
Tabella 100.100. Geometria della sezione

			x	y
Rett. 1 (Cls 1)				
Dimensione	min	[mm]	-300	300
Dimensione	max	[mm]	-500	500
Largh. anima	bw	[mm]	1000	600
Altezza utile	d	[mm]	570	970
Area staffe	As	[mm ²]	101	101
Passo staffe	s	[mm]	250	250
Area f.pieg.	Asfp	[mm ²]	0	0
Passo f.pieg.	sfp	[mm]	300	200

Tabella 101.101. Armature

	x	y	A
Barra n°	[mm]	[mm]	[mm ²]
1	30	30	254.47
2	570	30	254.47
3	30	970	254.47
4	300	30	763.41
5	570	970	254.47

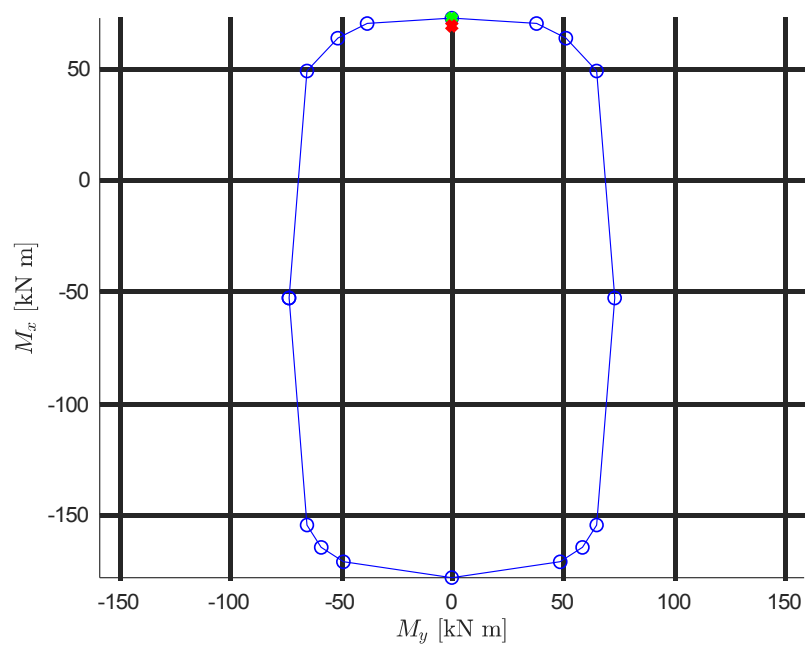
Verifica SLU (peggiorativa per M)

**Tabella 102.102. Elemento più sollecitato**

Elemento	[n°]	407
Ascissa	[m]	0.72

Tabella 103.103. Sollecitazioni SLU

N	[kN]	0.0
Mx	[kNm]	68.6
My	[kNm]	0.0
Vx	[kN]	0.0
Vy	[kN]	-64.6



$$|M_{Ed}|/|M_{Rd}(N_{Ed})| = 0.951$$

SLU a flessione verificati

Verifica SLU (peggiorativa per V)

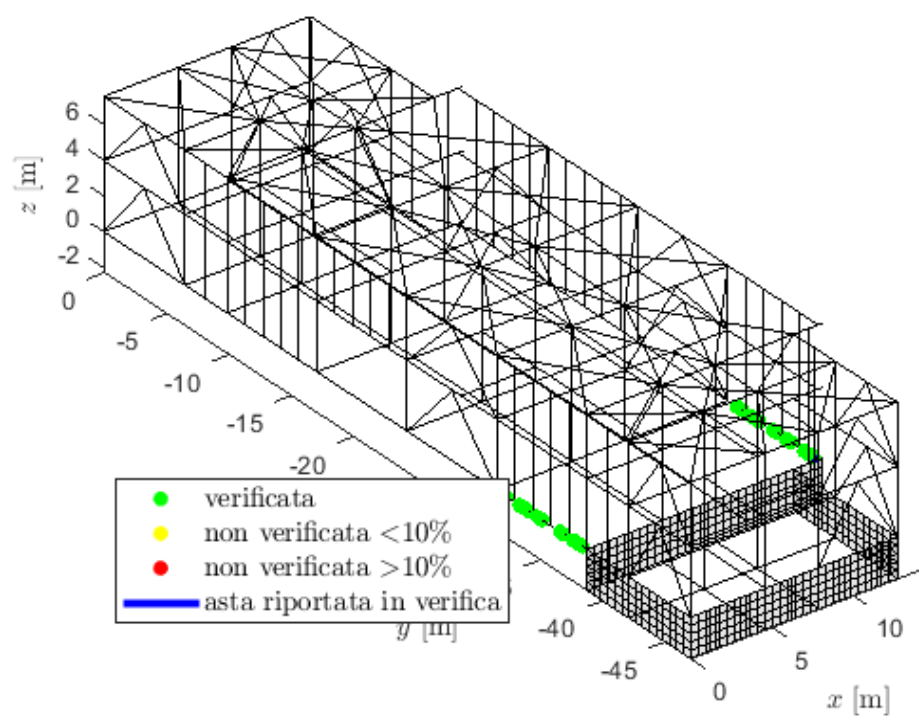


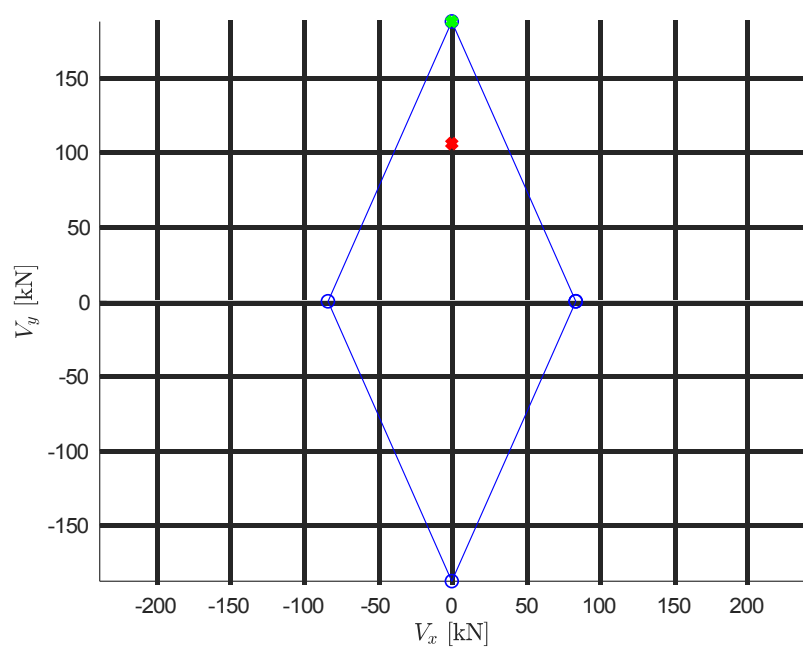
Tabella 104.104. Elemento più sollecitato

Element	[n°]	403
o		

Ascissa	[m]	0.72
---------	-----	------

Tabella 105.105. Sollecitazioni SLU

N	[kN]	0.0
Mx	[kNm]	26.8
My	[kNm]	0.0
Vx	[kN]	0.0
Vy	[kN]	105.9



$$|V_{Ed}|/|V_{Rd}| = 0.564$$

SLU a taglio verificati

"1 - Rettangolare b=60 h=100 fondazione (5+2/2+4)"

Sezione

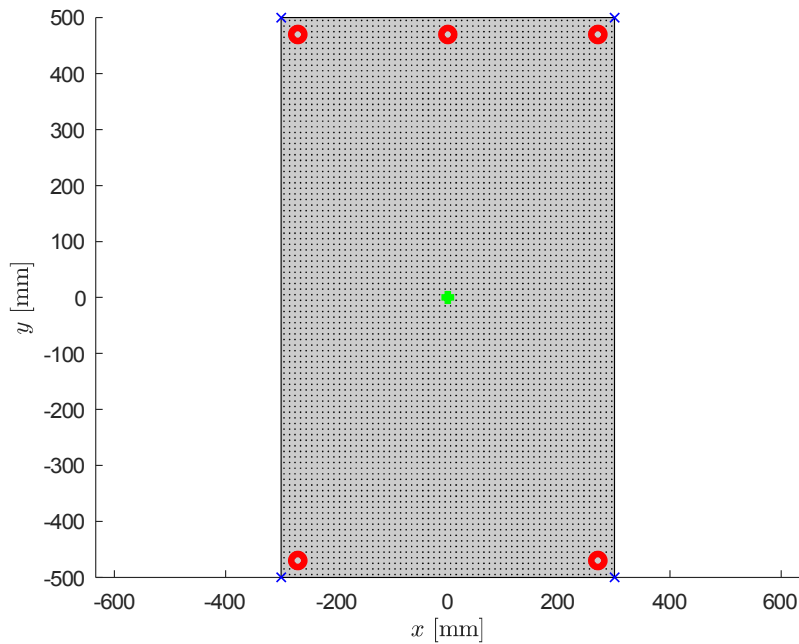


Tabella 106.106. Materiali

Res. Cls 1	Rcm	[MPa]	12
Res. Cls 2	Rcm	[MPa]	0
Res. barre longitudinali	fykl	[MPa]	230
Res. staffe	fyks	[MPa]	230
Fattore di confidenza	FC	-	1.35

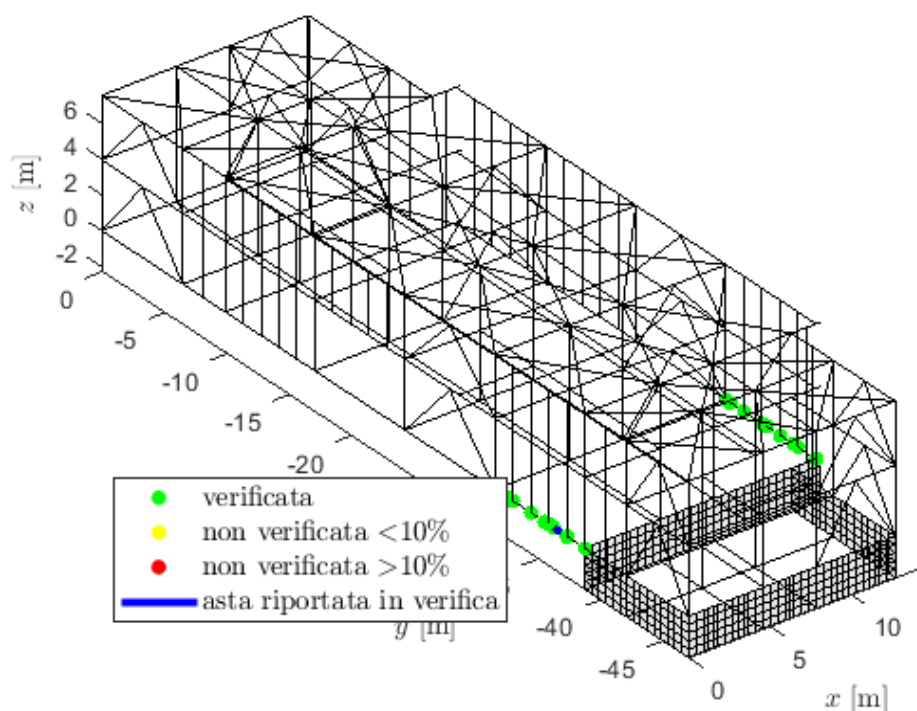
Tabella 107.107. Geometria della sezione

			x	y
Rett. 1 (Cls 1)				
Dimensione	min	[mm]	-300	300
Dimensione	max	[mm]	-500	500
Largh. anima	bw	[mm]	1000	600
Altezza utile	d	[mm]	570	970
Area staffe	As	[mm ²]	101	101
Passo staffe	s	[mm]	250	250
Area f.pieg.	Asfp	[mm ²]	0	0
Passo f.pieg.	sfp	[mm]	300	200

Tabella 108.108. Armature

	x	y	A
Barra n°	[mm]	[mm]	[mm ²]
1	30	30	254.47
2	570	30	254.47
3	30	970	254.47
4	300	970	508.94
5	570	970	254.47

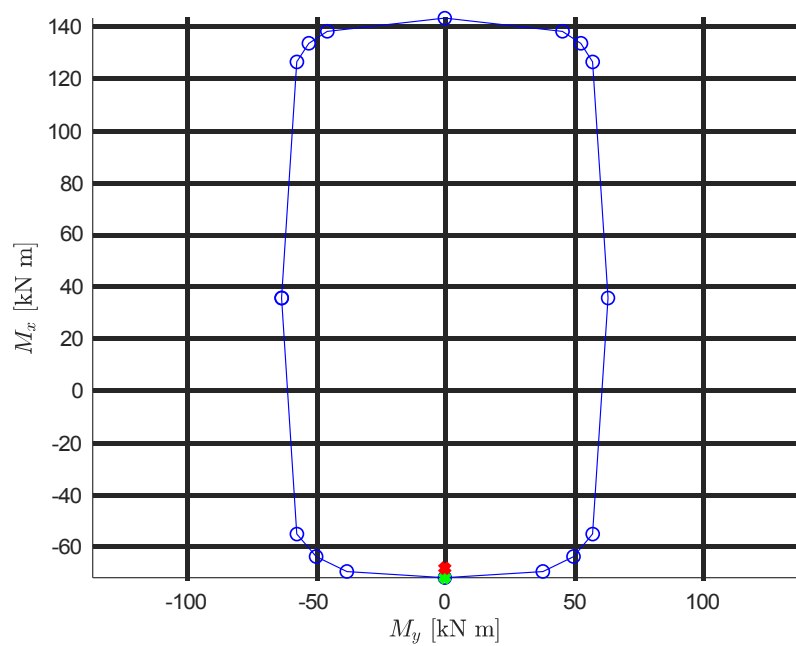
Verifica SLU (peggiorativa per M)

**Tabella 109.109. Elemento più sollecitato**

Elemento	[n°]	401
Ascissa	[m]	0.36

Tabella 110.110. Sollecitazioni SLU

N	[kN]	0.0
Mx	[kNm]	-68.5
My	[kNm]	0.0
Vx	[kN]	0.0
Vy	[kN]	-16.2



$$|M_{Ed}|/|M_{Rd}(N_{Ed})| = 0.950$$

SLU a flessione verificati

Verifica SLU (peggiorativa per V)

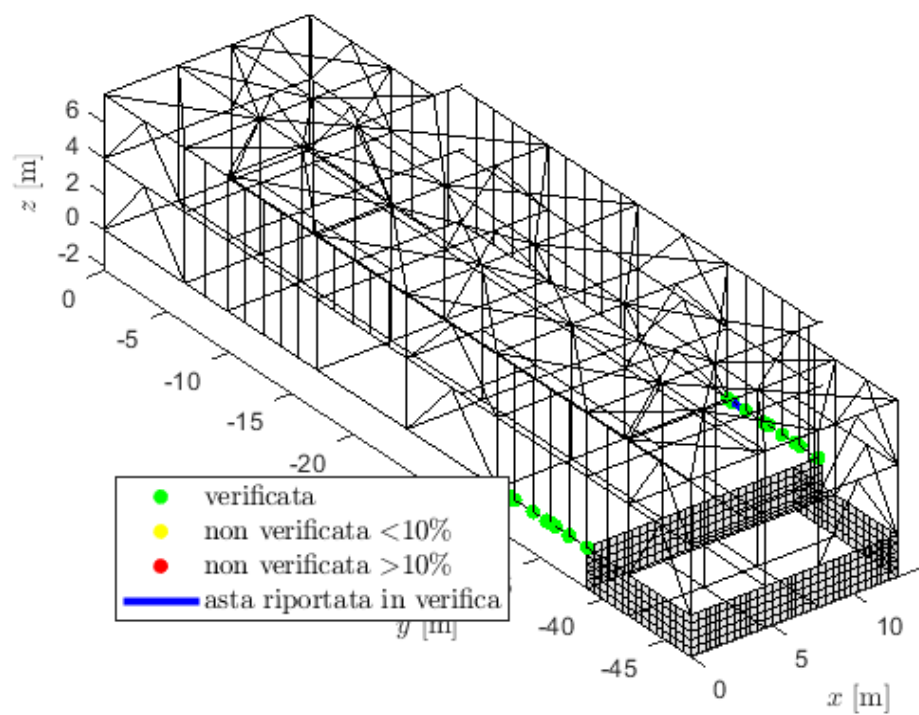


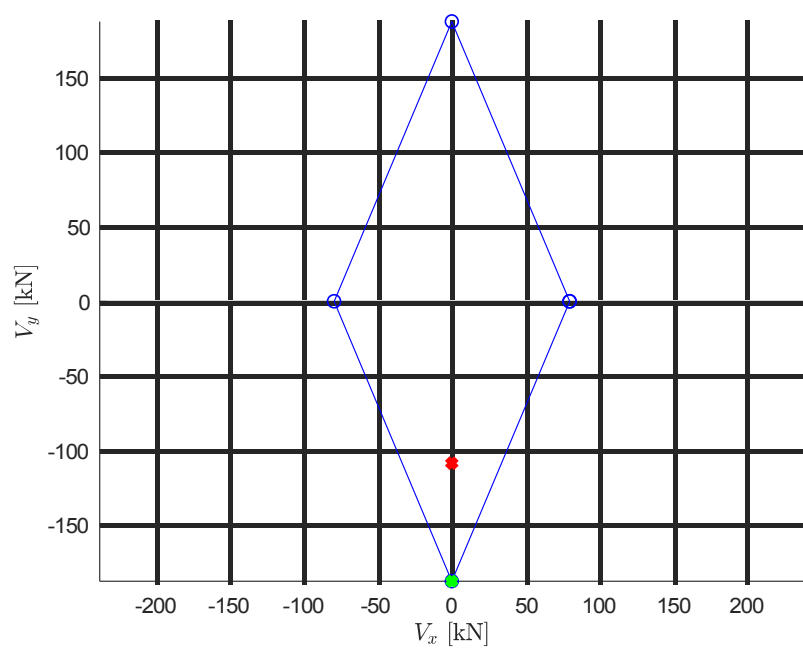
Tabella 111.111. Elemento più sollecitato

Element	[n°]	407
o		

Ascissa	[m]	1.08
---------	-----	------

Tabella 112.112. Sollecitazioni SLU

N	[kN]	0.0
Mx	[kNm]	109.0
My	[kNm]	0.0
Vx	[kN]	0.0
Vy	[kN]	-108.7



$$|V_{Ed}|/|V_{Rd}| = 0.578$$

SLU a taglio verificati

"1 - Rettangolare b=60 h=100 fondazione (5+2/2+3)"

Sezione

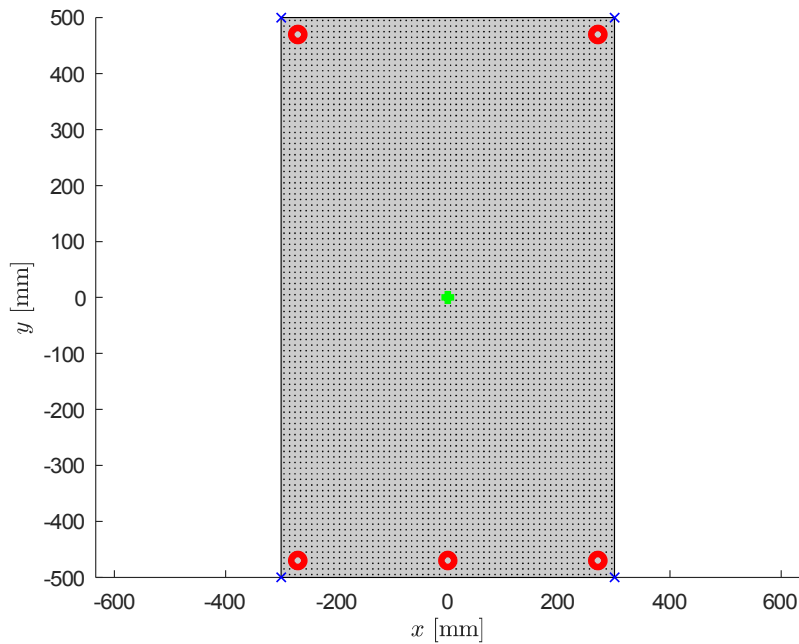


Tabella 113.113. Materiali

Res. Cls 1	Rcm	[MPa]	12
Res. Cls 2	Rcm	[MPa]	0
Res. barre longitudinali	fykl	[MPa]	230
Res. staffe	fyks	[MPa]	230
Fattore di confidenza	FC	-	1.35

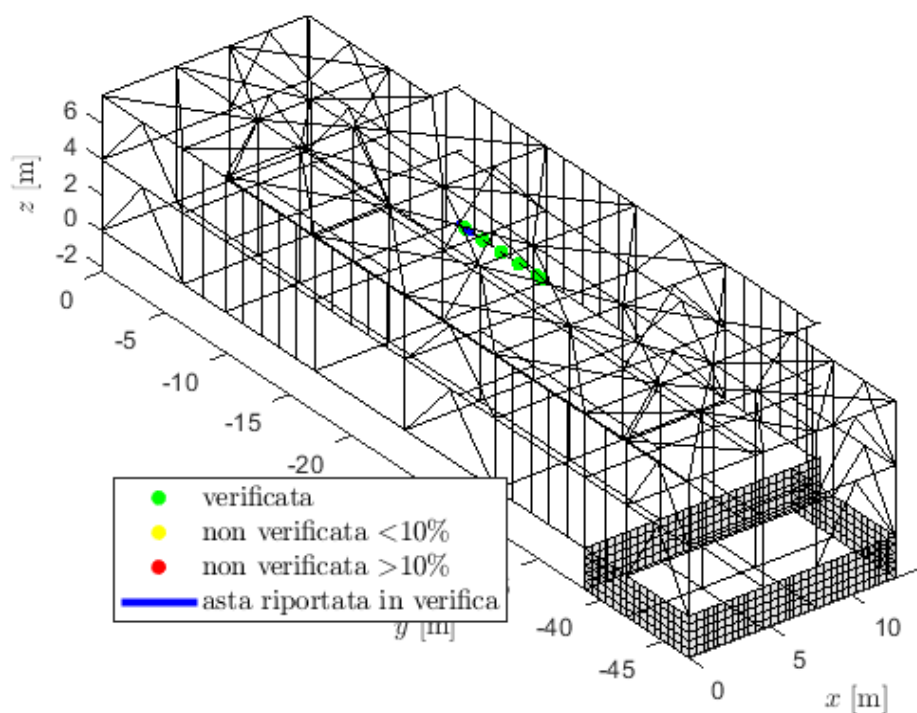
Tabella 114.114. Geometria della sezione

			x	y
Rett. 1 (Cls 1)				
Dimensione	min	[mm]	-300	300
Dimensione	max	[mm]	-500	500
Largh. anima	bw	[mm]	1000	600
Altezza utile	d	[mm]	570	970
Area staffe	As	[mm ²]	101	101
Passo staffe	s	[mm]	250	250
Area f.pieg.	Asfp	[mm ²]	0	0
Passo f.pieg.	sfp	[mm]	300	200

Tabella 115.115. Armature

	x	y	A
Barra n°	[mm]	[mm]	[mm ²]
1	30	30	254.47
2	570	30	254.47
3	30	970	254.47
4	300	30	763.41
5	570	970	254.47

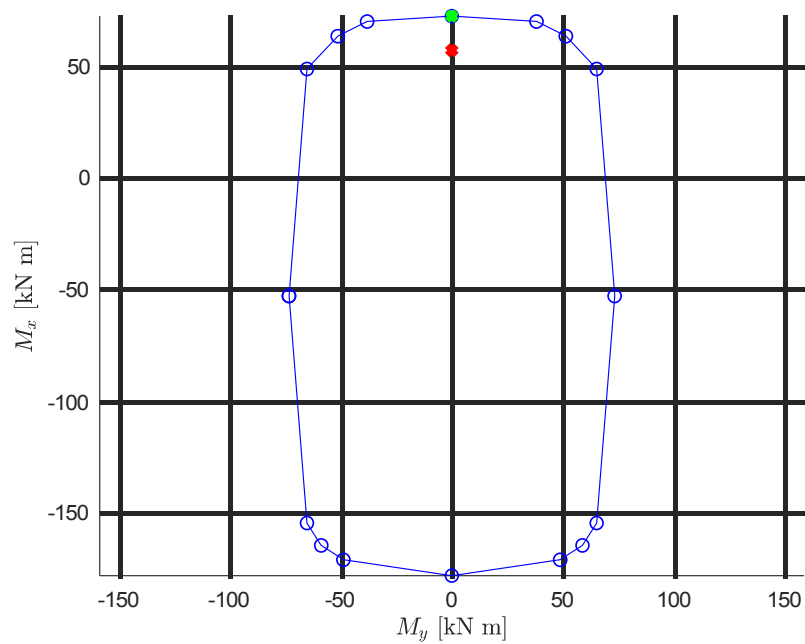
Verifica SLU (peggiorativa per M)

**Tabella 116.116. Elemento più sollecitato**

Elemento	[n°]	412
Ascissa	[m]	0.72

Tabella 117.117. Sollecitazioni SLU

N	[kN]	0.0
Mx	[kNm]	56.9
My	[kNm]	0.0
Vx	[kN]	0.0
Vy	[kN]	133.7



$$|M_{Ed}|/|M_{Rd}(N_{Ed})| = 0.789$$

SLU a flessione verificati

Verifica SLU (peggiorativa per V)

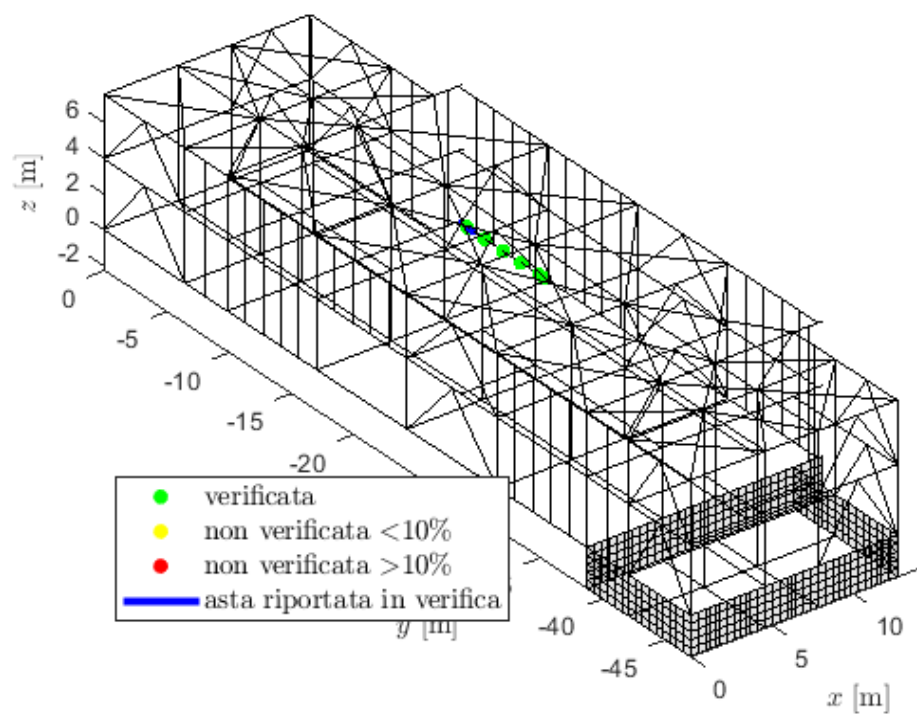


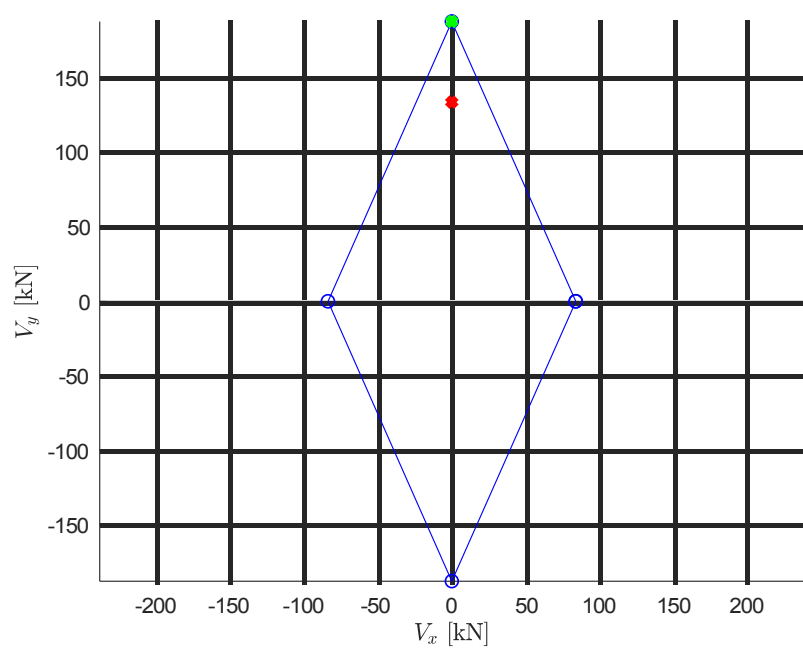
Tabella 118.118. Elemento più sollecitato

Elemento	[n°]	412
----------	------	-----

Ascissa	[m]	0.72
---------	-----	------

Tabella 119.119. Sollecitazioni SLU

N	[kN]	0.0
Mx	[kNm]	56.9
My	[kNm]	0.0
Vx	[kN]	0.0
Vy	[kN]	133.7



$$|V_{Ed}|/|V_{Rd}| = 0.712$$

SLU a taglio verificati

"1 - Rettangolare b=60 h=100 fondazione (5+2/2+3)"

Sezione

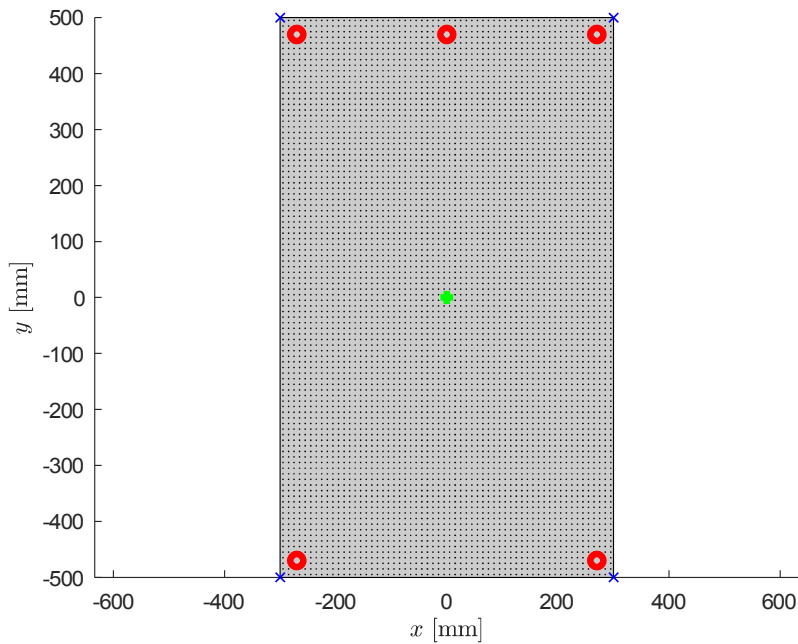


Tabella 120.120. Materiali

Res. Cls 1	Rcm	[MPa]	12
Res. Cls 2	Rcm	[MPa]	0
Res. barre longitudinali	fykl	[MPa]	230
Res. staffe	fyks	[MPa]	230
Fattore di confidenza	FC	-	1.35

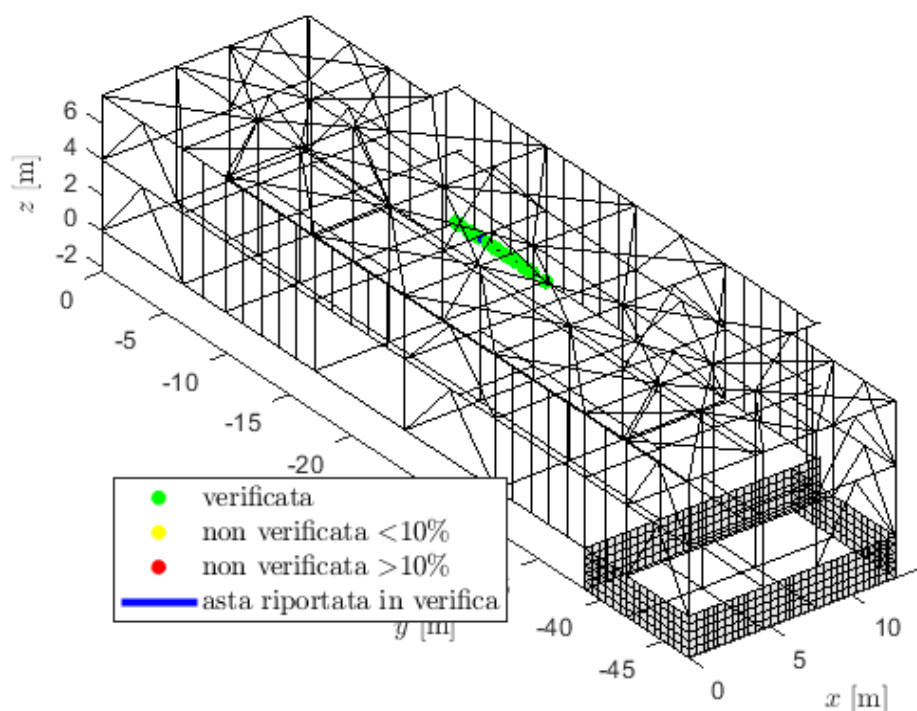
Tabella 121.121. Geometria della sezione

			x	y
Rett. 1 (Cls 1)				
Dimensione	min	[mm]	-300	300
Dimensione	max	[mm]	-500	500
Largh. anima	bw	[mm]	1000	600
Altezza utile	d	[mm]	570	970
Area staffe	As	[mm ²]	101	101
Passo staffe	s	[mm]	250	250
Area f.pieg.	Asfp	[mm ²]	0	0
Passo f.pieg.	sfp	[mm]	300	200

Tabella 122.122. Armature

	x	y	A
Barra n°	[mm]	[mm]	[mm ²]
1	30	30	254.47
2	570	30	254.47
3	30	970	254.47
4	300	970	254.47
5	570	970	254.47

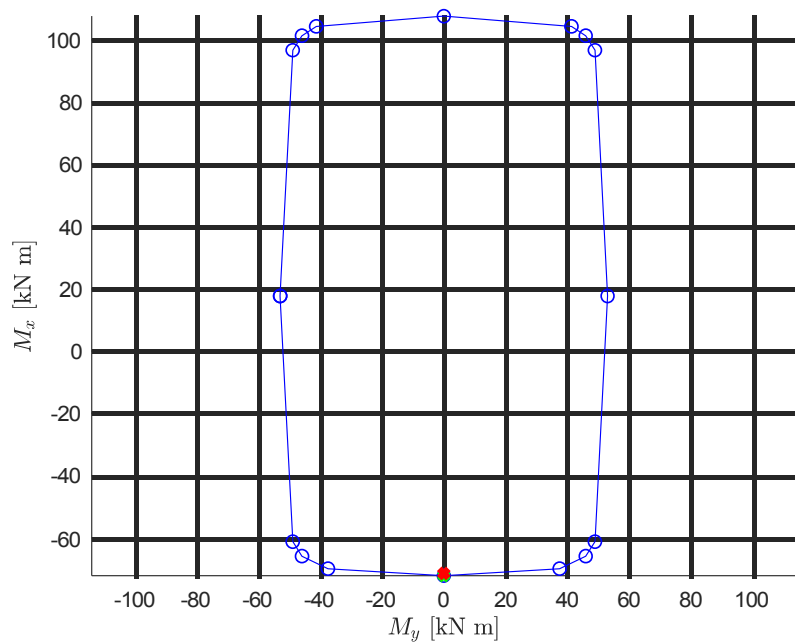
Verifica SLU (peggiorativa per M)

**Tabella 123.123. Elemento più sollecitato**

Elemento	[n°]	414
Ascissa	[m]	1.44

Tabella 124.124. Sollecitazioni SLU

N	[kN]	0.0
Mx	[kNm]	-71.4
My	[kNm]	0.0
Vx	[kN]	0.0
Vy	[kN]	35.1



$$|M_{Ed}|/|M_{Rd}(N_{Ed})| = 0.990$$

SLU a flessione verificati

Verifica SLU (peggiorativa per V)

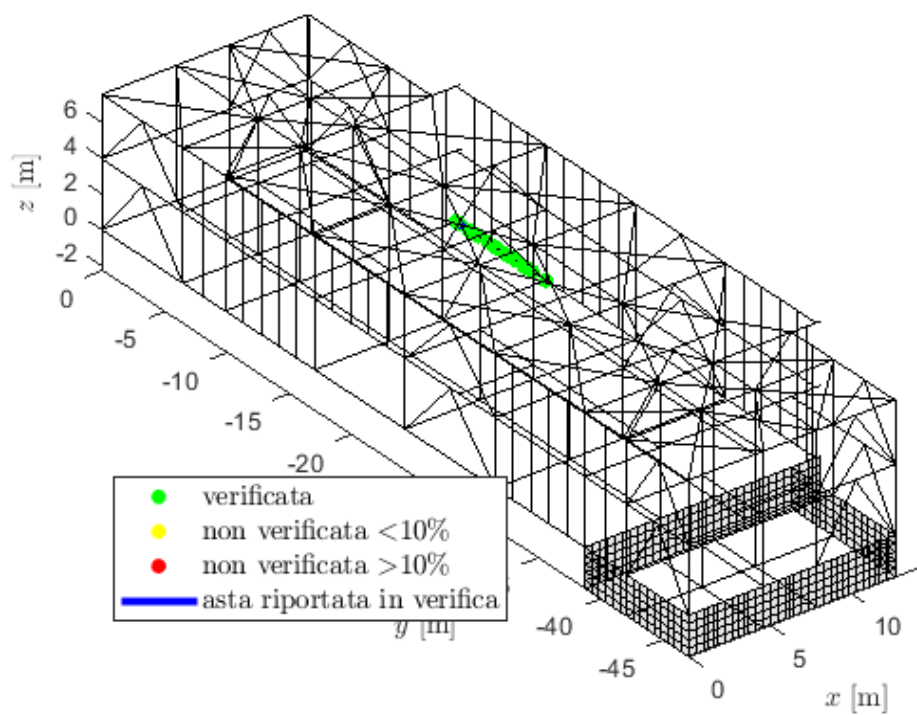


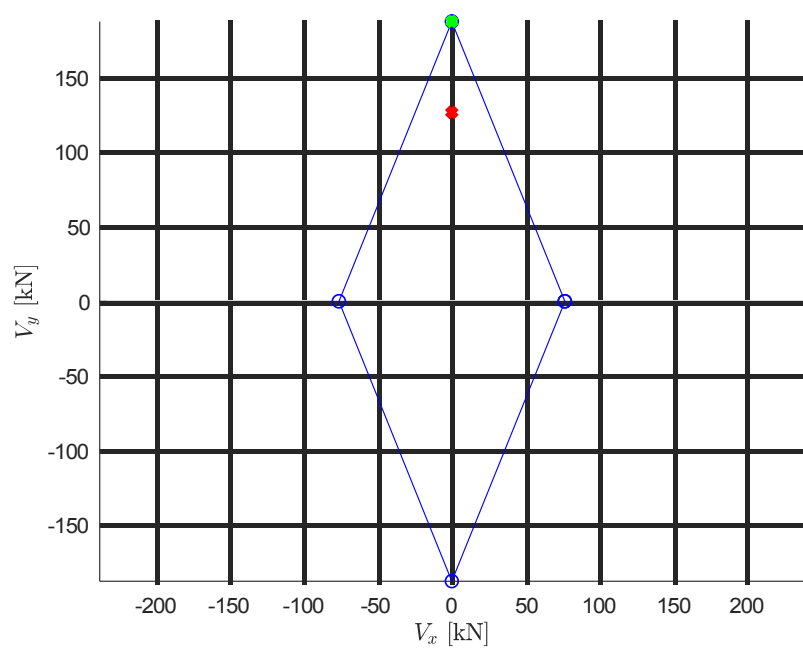
Tabella 125.125. Elemento più sollecitato

Elemento	[n°]	412
----------	------	-----

Ascissa	[m]	0.36
---------	-----	------

Tabella 126.126. Sollecitazioni SLU

N	[kN]	0.0
Mx	[kNm]	103.8
My	[kNm]	0.0
Vx	[kN]	0.0
Vy	[kN]	126.8



$$|V_{Ed}|/|V_{Rd}| = 0.675$$

SLU a taglio verificati

"1 - Rettangolare b=60 h=100 fondazione (5+2/3+5)"

Sezione

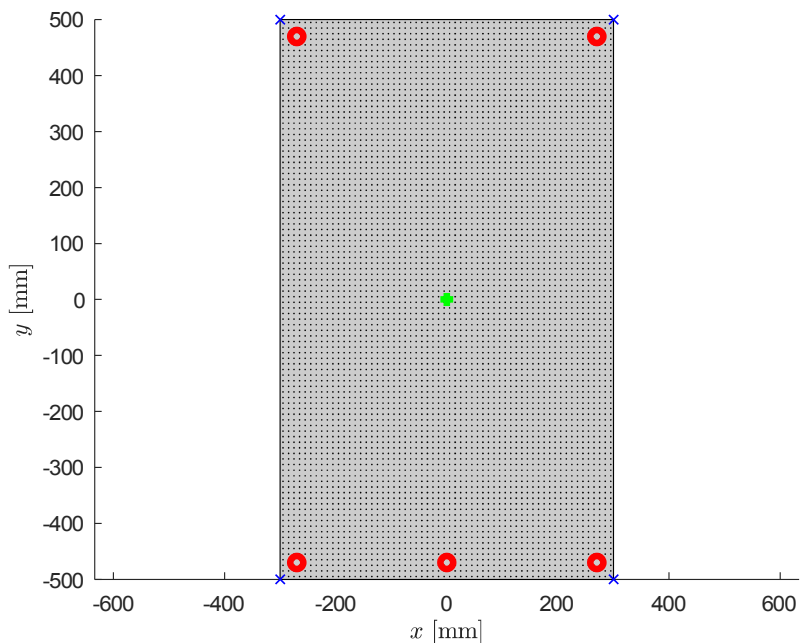


Tabella 127.127. Materiali

Res. Cls 1	Rcm	[MPa]	12
Res. Cls 2	Rcm	[MPa]	0
Res. barre longitudinali	fykl	[MPa]	230
Res. staffe	fyks	[MPa]	230
Fattore di confidenza	FC	-	1.35

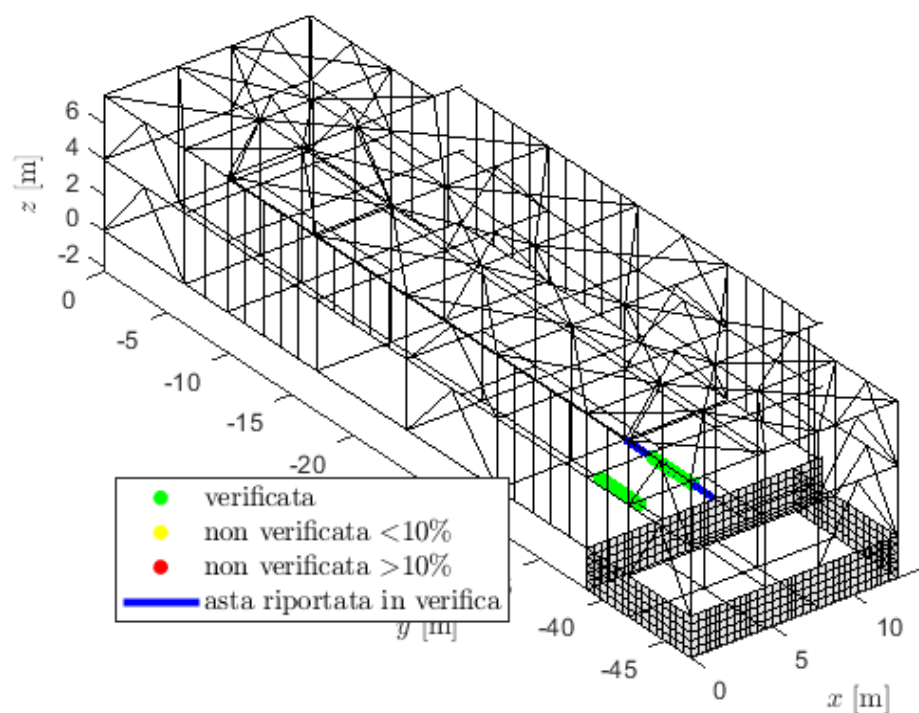
Tabella 128.128. Geometria della sezione

			x	y
Rett. 1 (Cls 1)				
Dimensione	min	[mm]	-300	300
Dimensione	max	[mm]	-500	500
Largh. anima	bw	[mm]	1000	600
Altezza utile	d	[mm]	570	970
Area staffe	As	[mm ²]	101	101
Passo staffe	s	[mm]	250	250
Area f.pieg.	Asfp	[mm ²]	0	0
Passo f.pieg.	sfp	[mm]	300	200

Tabella 129.129. Armature

	x	y	A
Barra n°	[mm]	[mm]	[mm ²]
1	30	30	254.47
2	570	30	254.47
3	30	970	254.47
4	300	30	763.41
5	570	970	254.47

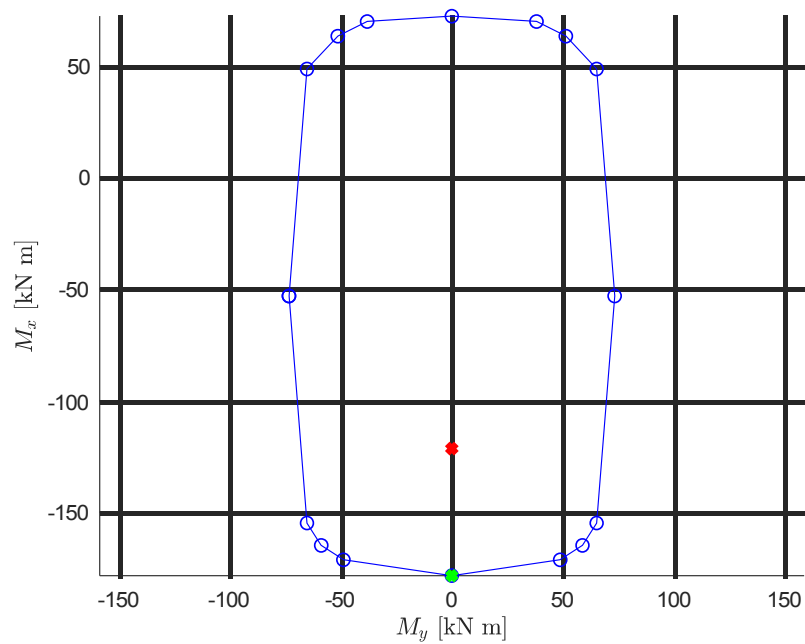
Verifica SLU (peggiorativa per M)

**Tabella 130.130. Elemento più sollecitato**

Elemento	[n°]	303
Ascissa	[m]	3.60

Tabella 131.131. Sollecitazioni SLU

N	[kN]	0.0
Mx	[kNm]	-121.4
My	[kNm]	0.0
Vx	[kN]	0.0
Vy	[kN]	39.0



$$|M_{Ed}|/|M_{Rd}(N_{Ed})| = 0.681$$

SLU a flessione verificati

Verifica SLU (peggiorativa per V)

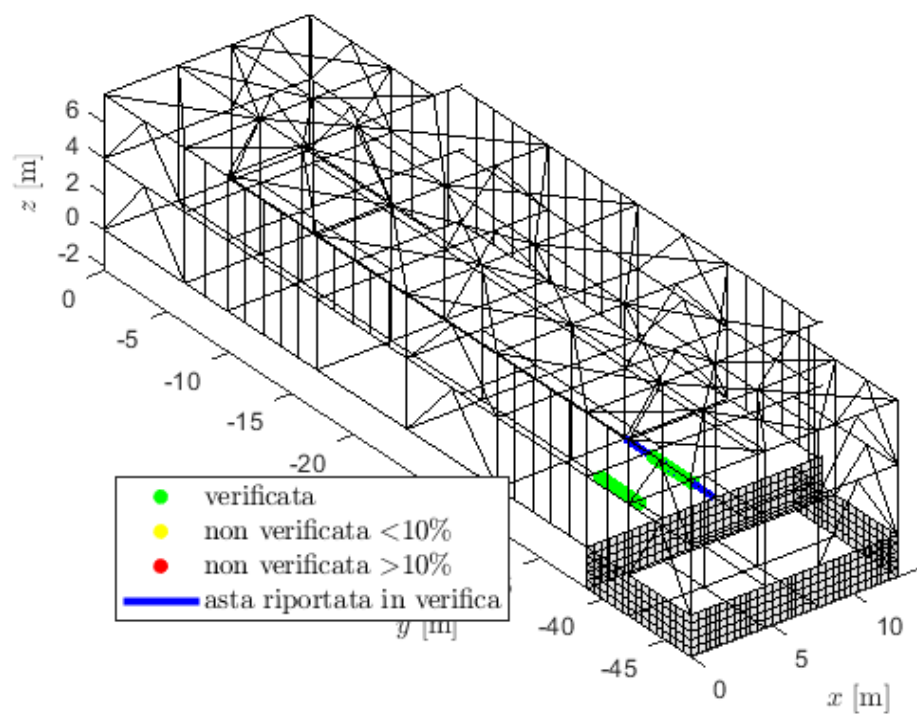


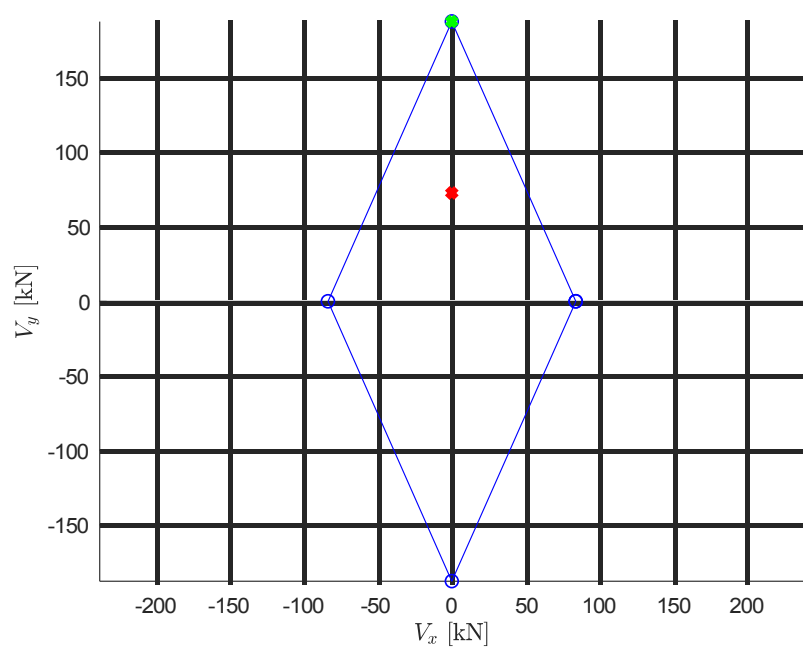
Tabella 132.132. Elemento più sollecitato

Element	[n°]	303
o		

Ascissa	[m]	2.70
---------	-----	------

Tabella 133.133. Sollecitazioni SLU

N	[kN]	0.0
Mx	[kNm]	-94.0
My	[kNm]	0.0
Vx	[kN]	0.0
Vy	[kN]	72.8



$$|V_{Ed}|/|V_{Rd}| = 0.387$$

SLU a taglio verificati

"1 - Rettangolare b=60 h=100 fondazione (5+2/3+5)"

Sezione

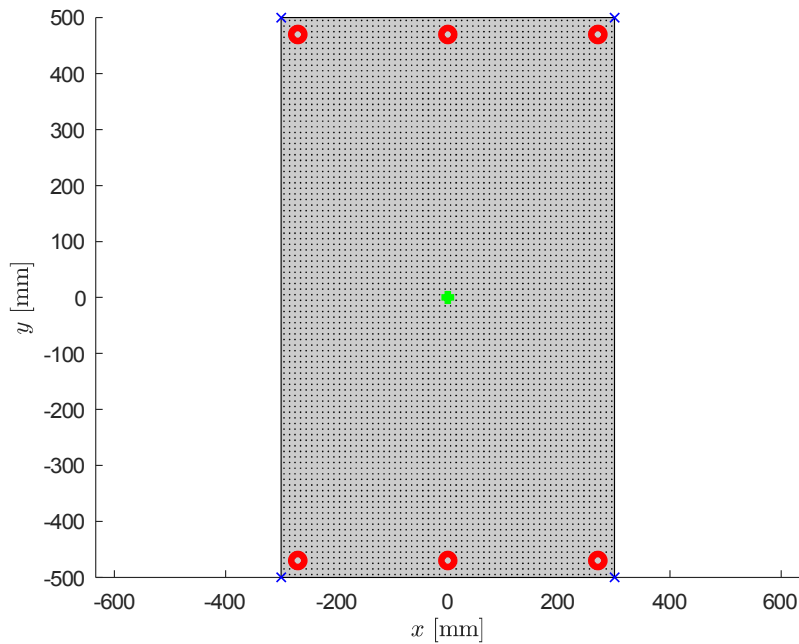


Tabella 134.134. Materiali

Res. Cls 1	Rcm	[MPa]	12
Res. Cls 2	Rcm	[MPa]	0
Res. barre longitudinali	fykl	[MPa]	230
Res. staffe	fyks	[MPa]	230
Fattore di confidenza	FC	-	1.35

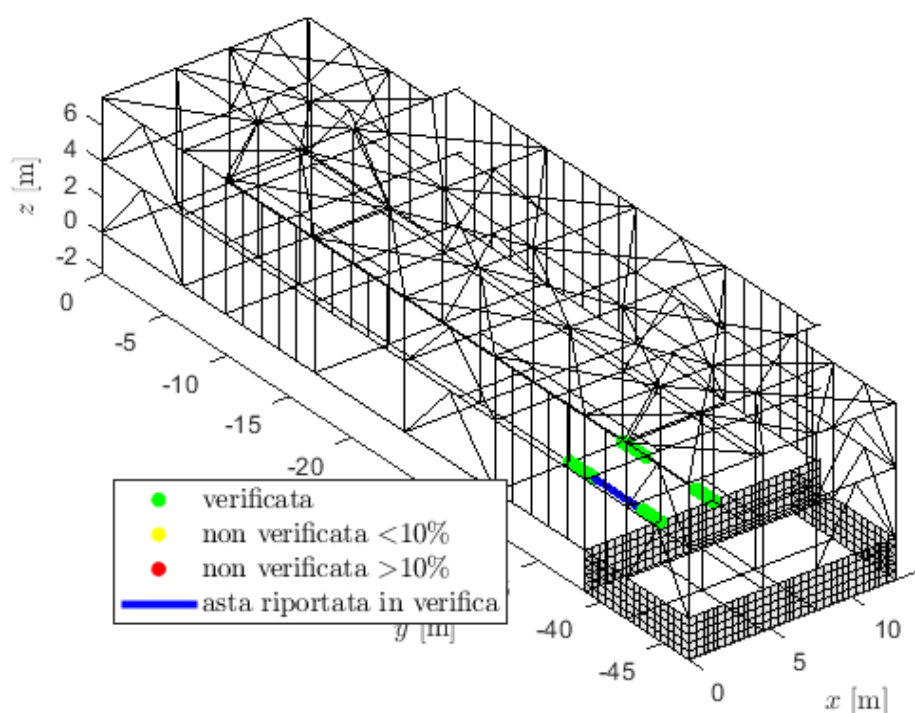
Tabella 135.135. Geometria della sezione

			x	y
Rett. 1 (Cls 1)				
Dimensione	min	[mm]	-300	300
Dimensione	max	[mm]	-500	500
Largh. anima	bw	[mm]	1000	600
Altezza utile	d	[mm]	570	970
Area staffe	As	[mm ²]	101	101
Passo staffe	s	[mm]	250	250
Area f.pieg.	Asfp	[mm ²]	0	0
Passo f.pieg.	sfp	[mm]	300	200

Tabella 136.136. Armature

	x	y	A
Barra n°	[mm]	[mm]	[mm ²]
1	30	30	254.47
2	570	30	254.47
3	30	970	254.47
4	300	970	763.41
5	300	30	254.47
6	570	970	254.47

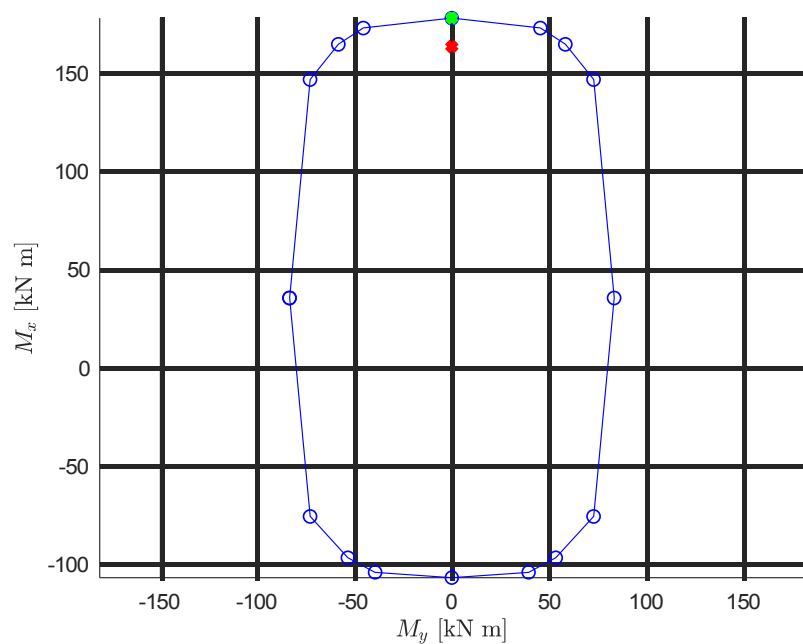
Verifica SLU (peggiorativa per M)

**Tabella 137.137. Elemento più sollecitato**

Elemento	[n°]	278
Ascissa	[m]	0.00

Tabella 138.138. Sollecitazioni SLU

N	[kN]	0.0
Mx	[kNm]	164.0
My	[kNm]	0.0
Vx	[kN]	0.0
Vy	[kN]	123.5



$$|M_{Ed}|/|M_{Rd}(N_{Ed})| = 0.919$$

SLU a flessione verificati

Verifica SLU (peggiorativa per V)

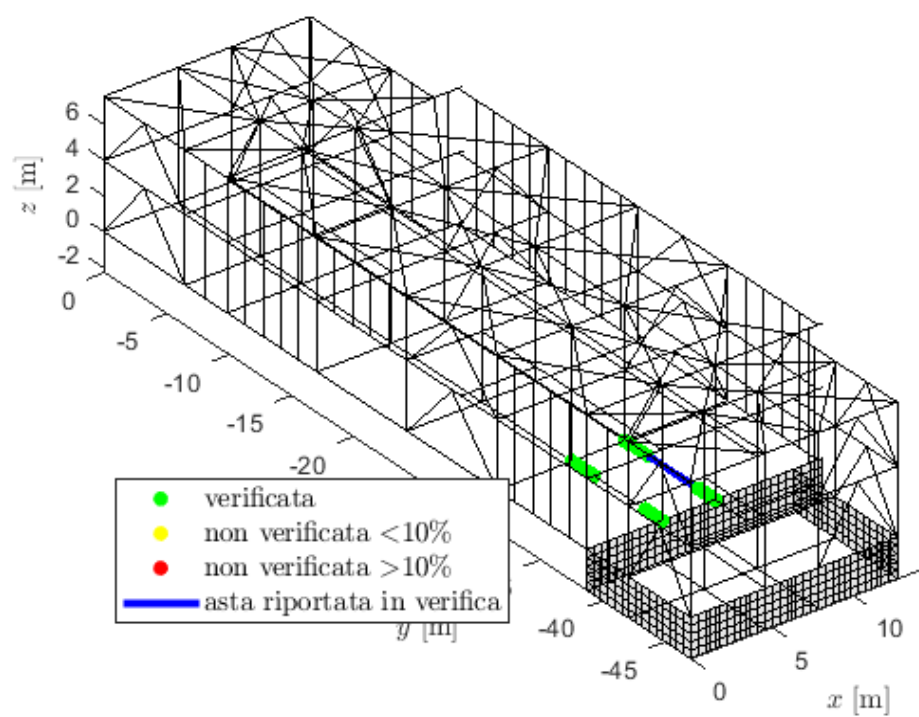


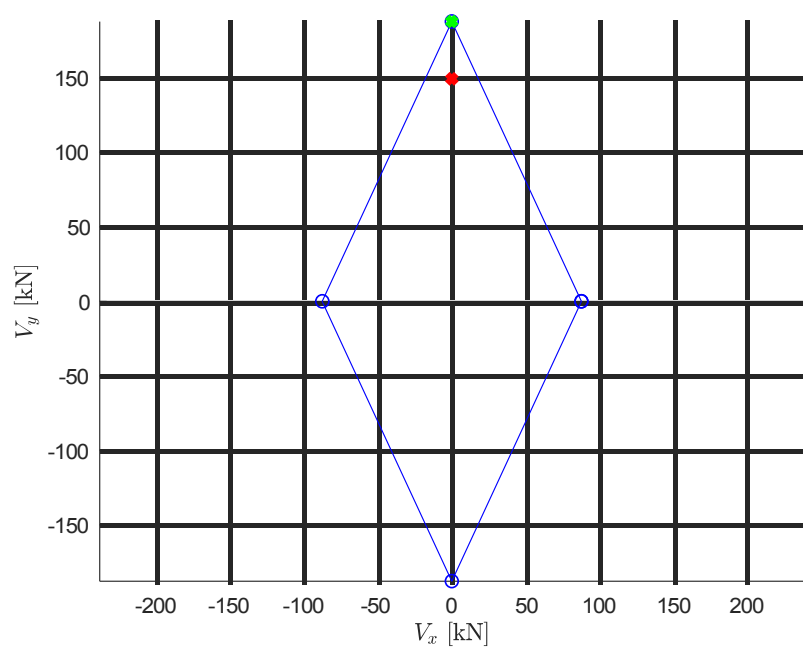
Tabella 139.139. Elemento più sollecitato

Element	[n°]	303
o		

Ascissa	[m]	0.90
---------	-----	------

Tabella 140.140. Sollecitazioni SLU

N	[kN]	0.0
Mx	[kNm]	54.4
My	[kNm]	0.0
Vx	[kN]	0.0
Vy	[kN]	149.4



$$|V_{Ed}|/|V_{Rd}| = 0.795$$

SLU a taglio verificati

"Fondazione rinforzata"

Sezione

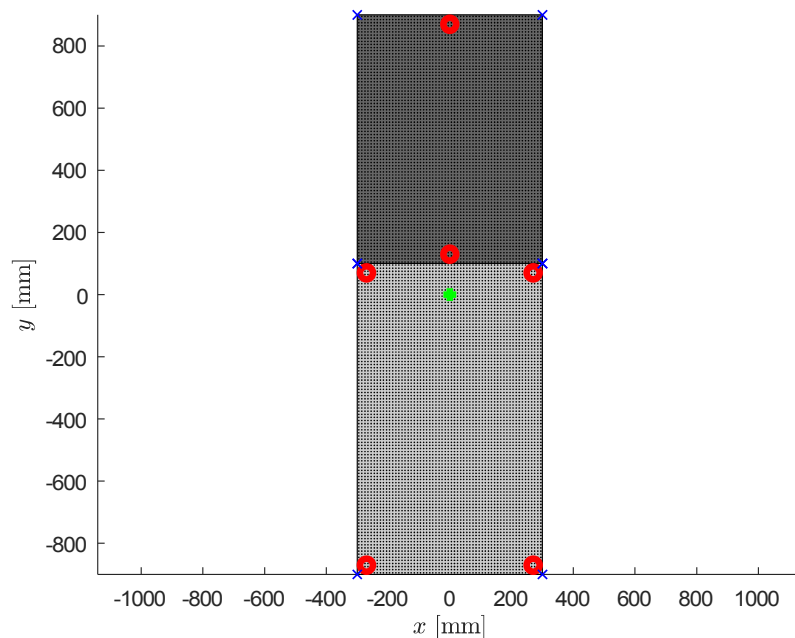


Tabella 141.141. Materiali

Res.Cls 1	Rcm	[MPa	12
Res.Cls 2	Rcm	[MPa	21
Res. barre longitudinali	fykl	[MPa	230
Res. staffe	fyks	[MPa	430
Fattore di confidenza	FC	-	1.35

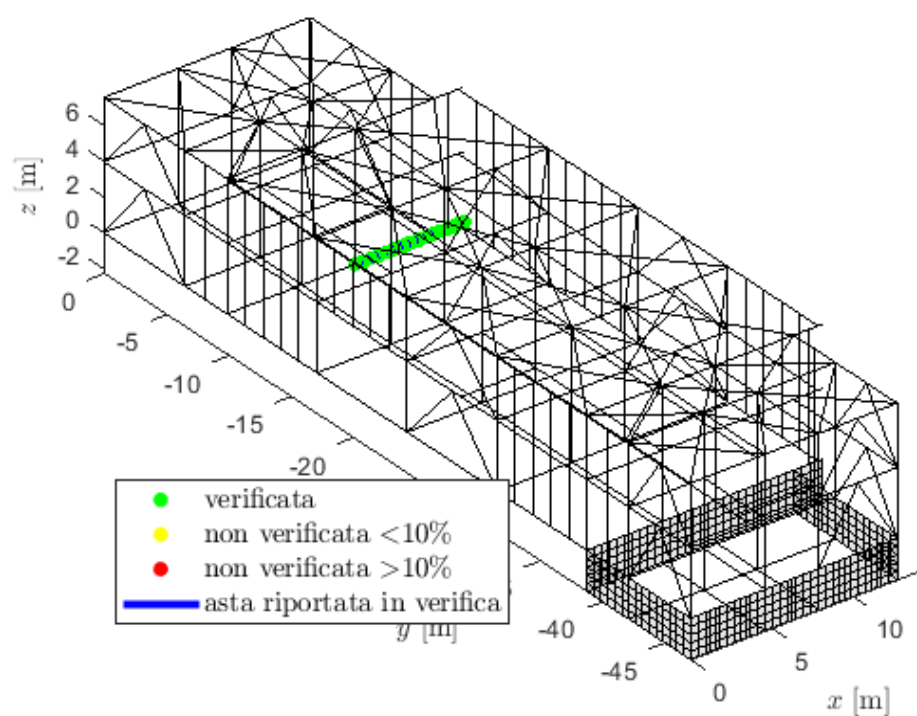
Tabella 142.142. Geometria della sezione

			x	y
Rett. 1 (Cls 1)				
Dimensione	min	[mm]	-300	300
Dimensione	max	[mm]	-900	100
Rett. 2 (Cls 2)				
Dimensione	min	[mm]	-300	300
Dimensione	max	[mm]	100	900
Largh. anima	bw	[mm]	600	1800
Altezza utile	d	[mm]	570	1770
Area staffe	As	[mm ²]	101	101
Passo staffe	s	[mm]	250	250
Area f.pieg.	Asfp	[mm ²]	0	0
Passo f.pieg.	sfp	[mm]	1	1

Tabella 143.143. Armature

	x	y	A
Barra n°	[mm]	[mm]	[mm ²]
1	30	30	254.47
2	570	30	254.47
3	30	970	254.47
4	570	970	254.47
5	300	1030	2936.71
6	300	1770	2936.71

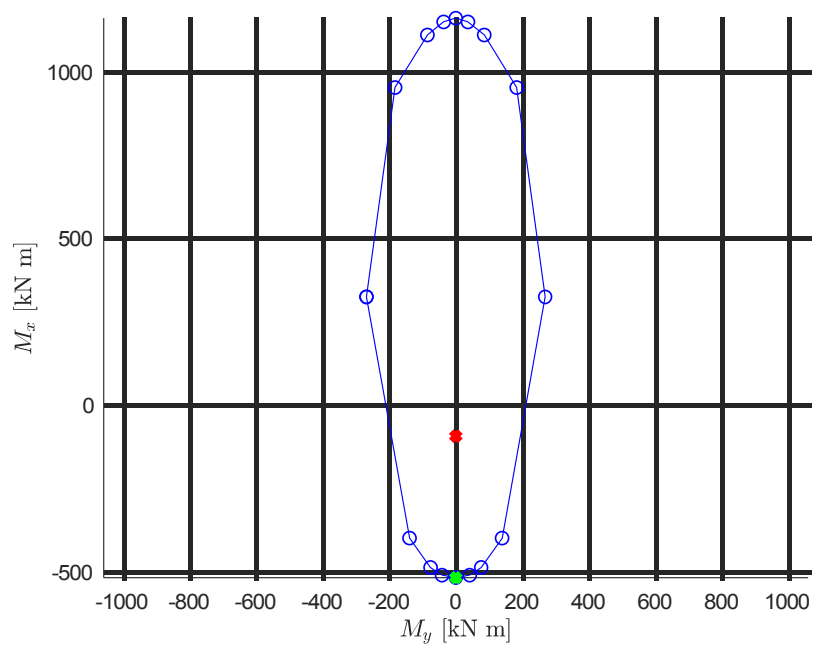
Verifica SLU (peggiorativa per M)

**Tabella 144.144. Elemento più sollecitato**

Elemento	[n°]	529
Ascissa	[m]	2.90

Tabella 145.145. Sollecitazioni SLU

N	[kN]	0.0
Mx	[kNm]	-92.6
My	[kNm]	0.0
Vx	[kN]	0.0
Vy	[kN]	17.0



$$|M_{Ed}|/|M_{Rd}(N_{Ed})| = 0.180$$

SLU a flessione verificati

Verifica SLU (peggiorativa per V)

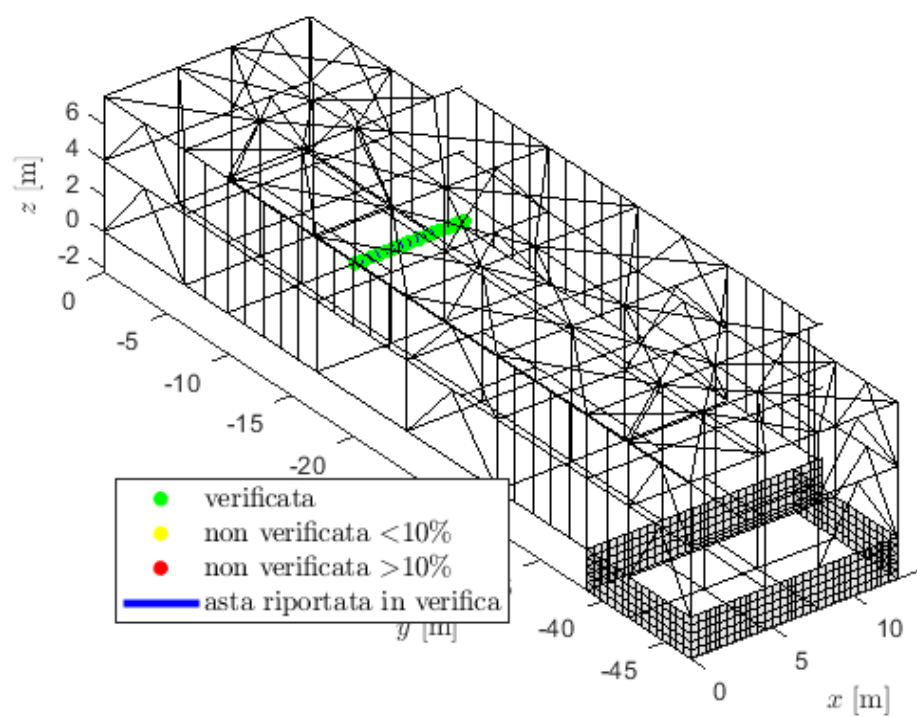


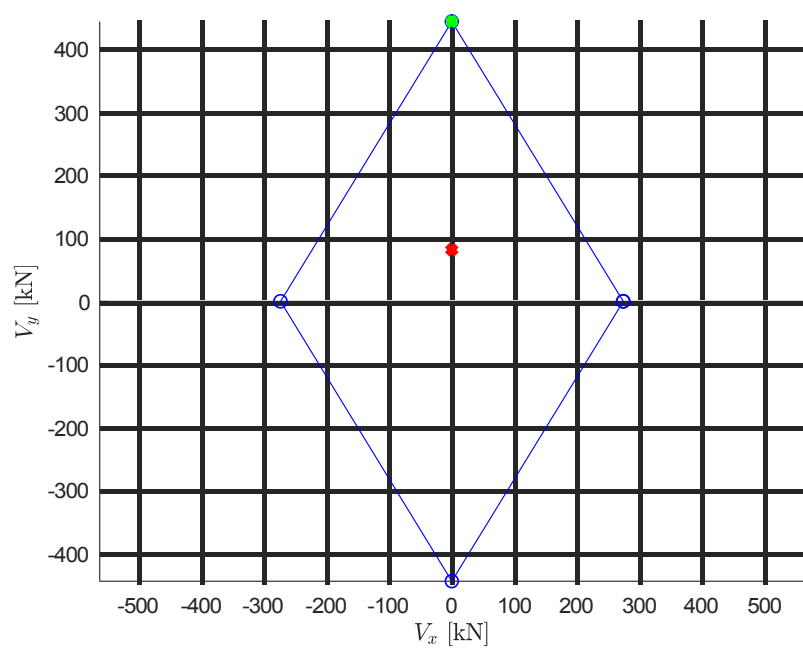
Tabella 146.146. Elemento più sollecitato

Element o	[n°]	529
--------------	------	-----

Ascissa	[m]	0.97
---------	-----	------

Tabella 147.147. Sollecitazioni SLU

N	[kN]	0.0
Mx	[kNm]	-60.0
My	[kNm]	0.0
Vx	[kN]	0.0
Vy	[kN]	81.7



$$|V_{Ed}|/|V_{Rd}| = 0.184$$

SLU a taglio verificati

"fondazione rialzata"

Sezione

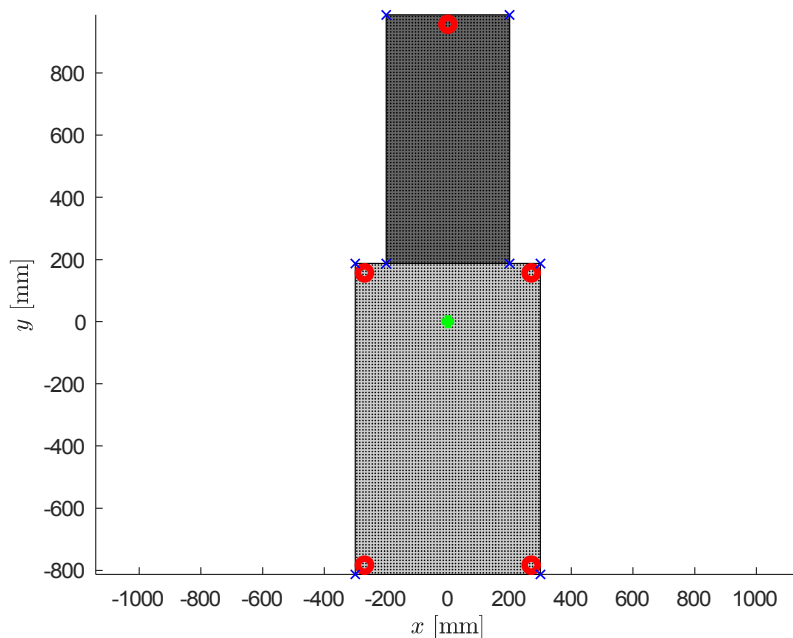


Tabella 148.148. Materiali

Res. Cls 1	Rcm	[MPa]	12
Res. Cls 2	Rcm	[MPa]	21
Res. barre longitudinali	fykl	[MPa]	230
Res. staffe	fyks	[MPa]	430
Fattore di confidenza	FC	-	1.35

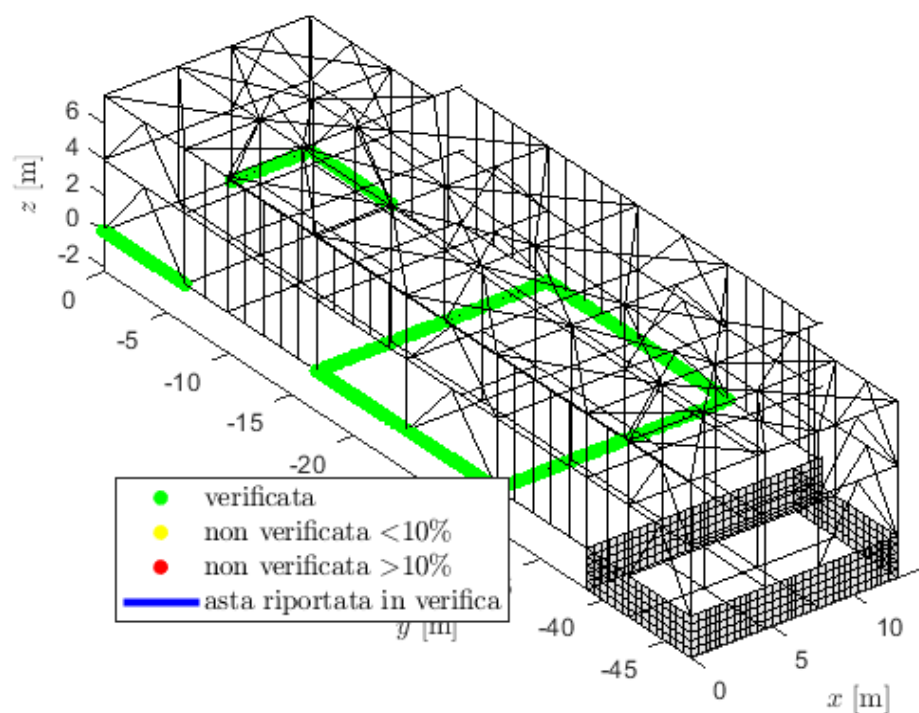
Tabella 149.149. Geometria della sezione

			x	y
Rett. 1 (Cls 1)				
Dimensione	min	[mm]	-300	300
Dimensione	max	[mm]	-813	187
Rett. 2 (Cls 2)				
Dimensione	min	[mm]	-200	200
Dimensione	max	[mm]	187	987
Largh. anima	bw	[mm]	400	1800
Altezza utile	d	[mm]	570	1770
Area staffe	As	[mm ²]	101	101
Passo staffe	s	[mm]	250	250
Area f.pieg.	Asfp	[mm ²]	0	0
Passo f.pieg.	sfp	[mm]	1	1

Tabella 150.150. Armature

	x	y	A
Barra n°	[mm]	[mm]	[mm ²]
1	30	30	254.47
2	570	30	254.47
3	30	970	254.47
4	570	970	254.47
5	300	1770	3524.05

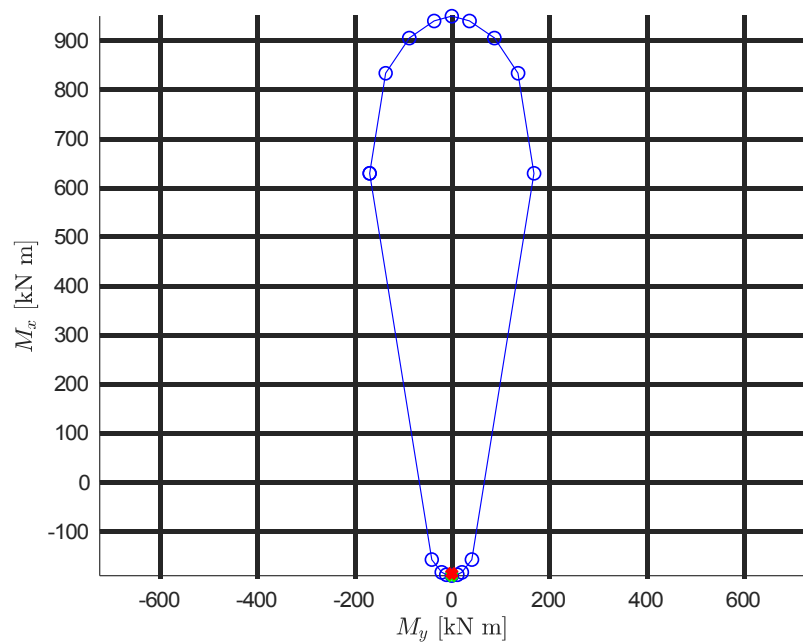
Verifica SLU (peggiorativa per M)

**Tabella 151.151. Elemento più sollecitato**

Elemento	[n°]	82
Ascissa	[m]	4.66

Tabella 152.152. Sollecitazioni SLU

N	[kN]	0.0
Mx	[kNm]	-188.9
My	[kNm]	0.0
Vx	[kN]	0.0
Vy	[kN]	-23.5



$$|M_{Ed}|/|M_{Rd}(N_{Ed})| = 0.979$$

SLU a flessione verificati

Verifica SLU (peggiorativa per V)

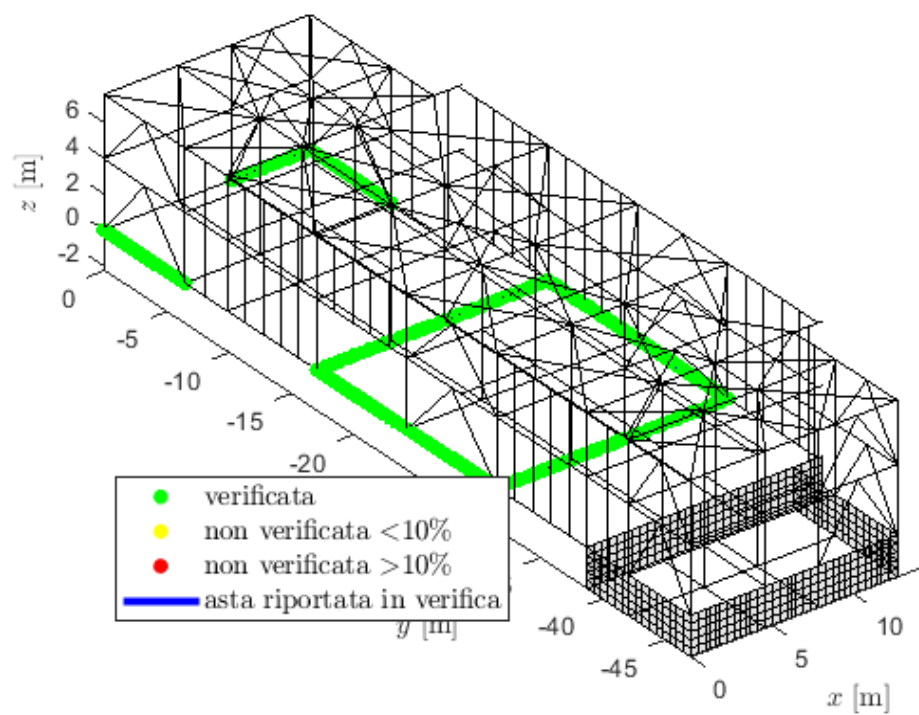


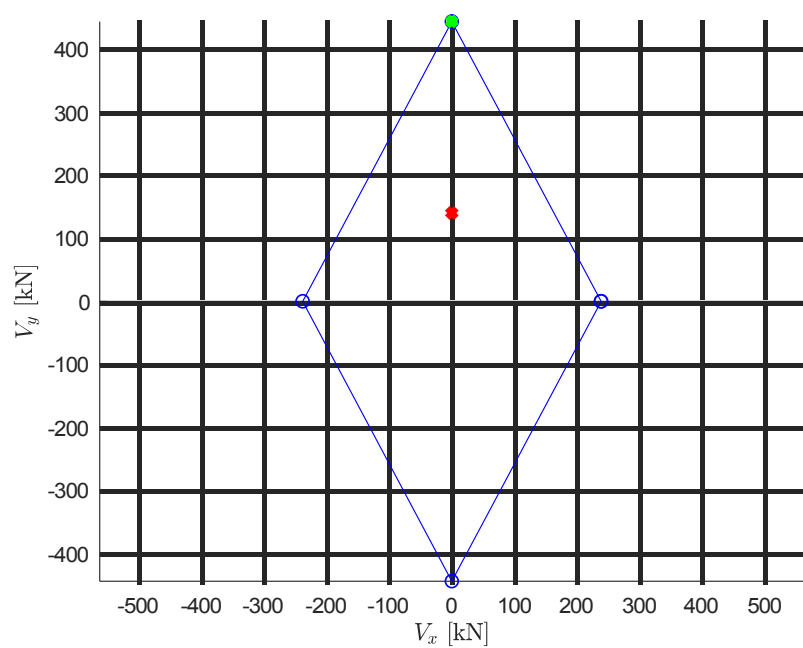
Tabella 153.153. Elemento più sollecitato

Element	[n°]	27
o		

Ascissa	[m]	0.90
---------	-----	------

Tabella 154.154. Sollecitazioni SLU

N	[kN]	0.0
Mx	[kNm]	27.9
My	[kNm]	0.0
Vx	[kN]	0.0
Vy	[kN]	139.9



$$|V_{Ed}|/|V_{Rd}| = 0.315$$

SLU a taglio verificati

"fondazione rialzata 27"

Sezione

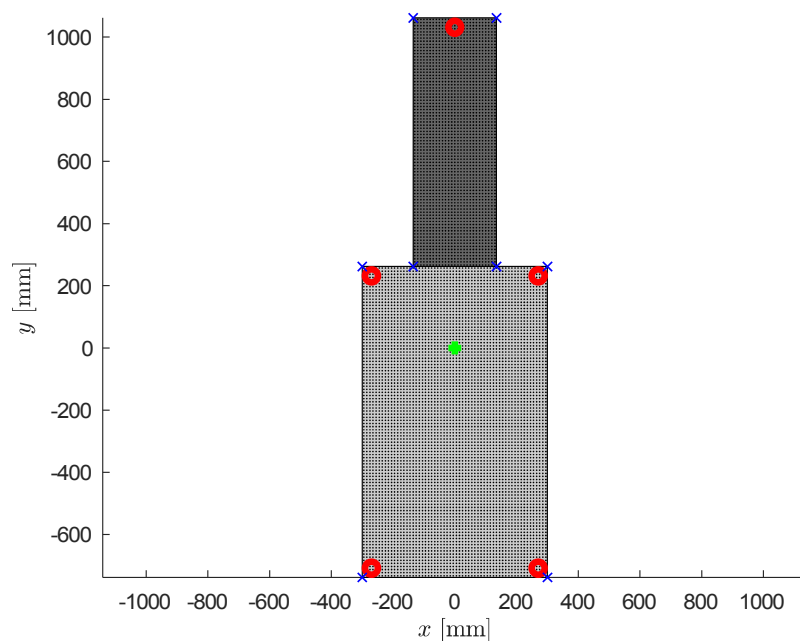


Tabella 155.155. Materiali

Res.Cls 1	Rcm	[MPa]	12
Res.Cls 2	Rcm	[MPa]	21
Res. barre longitudinali	fykl	[MPa]	230
Res. staffe	fyks	[MPa]	430
Fattore di confidenza	FC	-	1.35

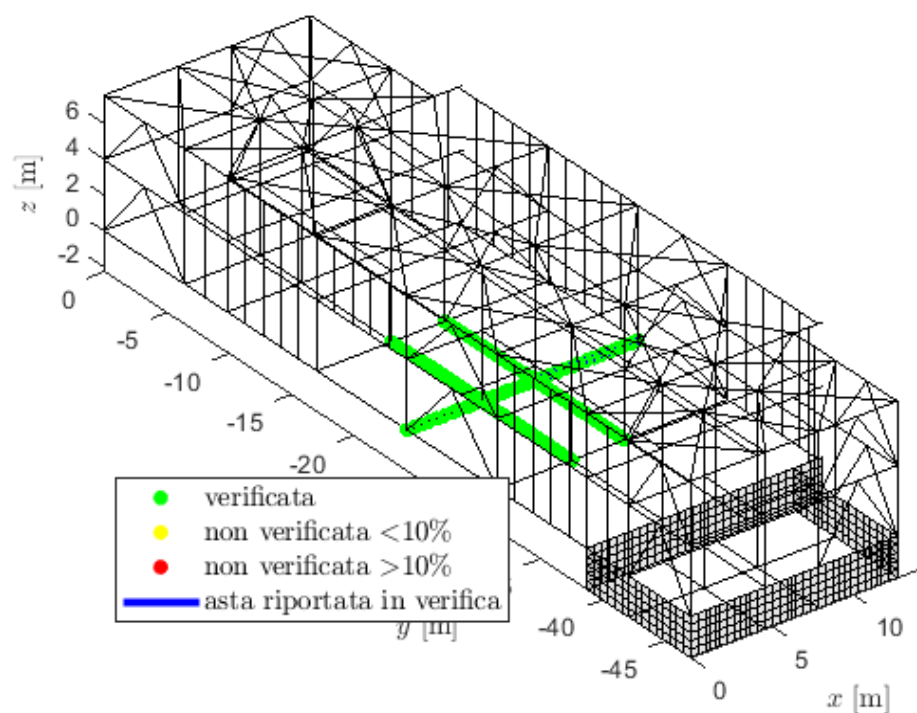
Tabella 156.156. Geometria della sezione

			x	y
Rett. 1 (Cls 1)				
Dimensione	min	[mm]	-300	300
Dimensione	max	[mm]	-738	262
Rett. 2 (Cls 2)				
Dimensione	min	[mm]	-135	135
Dimensione	max	[mm]	262	1062
Largh. anima	bw	[mm]	400	1800
Altezza utile	d	[mm]	570	1770
Area staffe	As	[mm ²]	101	101
Passo staffe	s	[mm]	250	250
Area f.pieg.	Asfp	[mm ²]	0	0
Passo f.pieg.	sfp	[mm]	1	1

Tabella 157.157. Armature

	x	y	A
Barra n°	[mm]	[mm]	[mm ²]
1	30	30	254.47
2	570	30	254.47
3	30	970	254.47
4	570	970	254.47
5	300	1770	2349.36

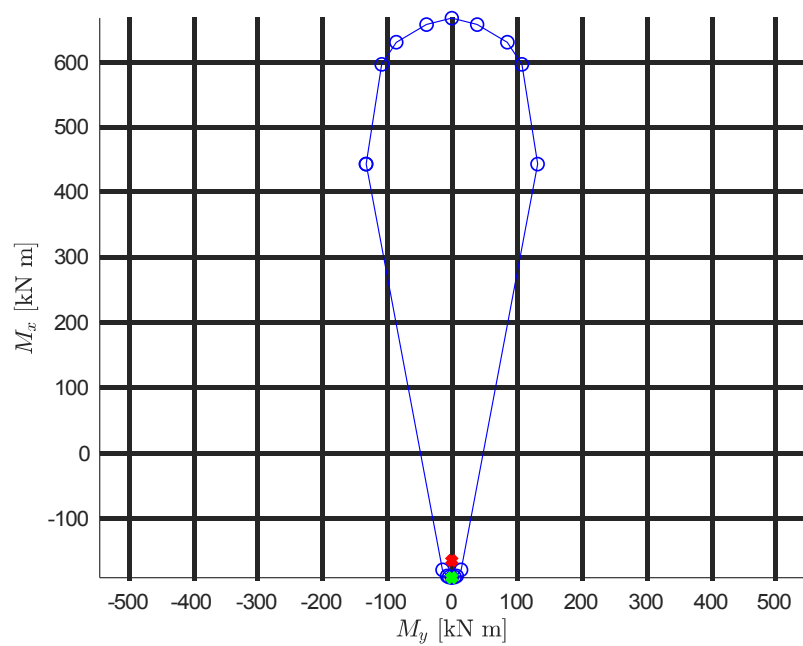
Verifica SLU (peggiorativa per M)

**Tabella 158.158. Elemento più sollecitato**

Elemento	[n°]	331
Ascissa	[m]	3.62

Tabella 159.159. Sollecitazioni SLU

N	[kN]	0.0
Mx	[kNm]	-166.5
My	[kNm]	0.0
Vx	[kN]	0.0
Vy	[kN]	38.2



$$|M_{Ed}|/|M_{Rd}(N_{Ed})| = 0.865$$

SLU a flessione verificati

Verifica SLU (peggiorativa per V)

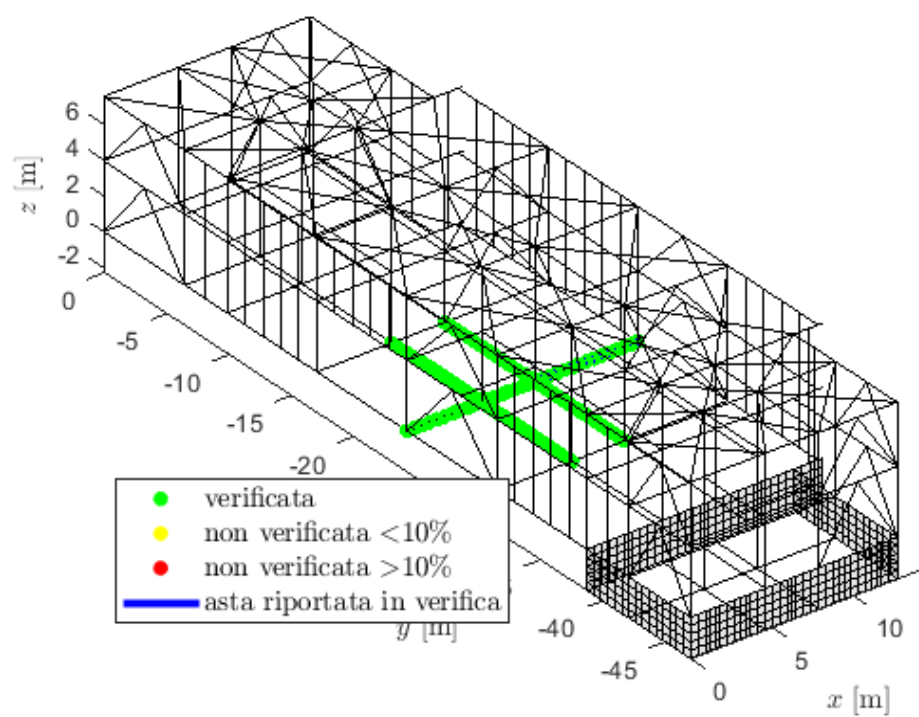


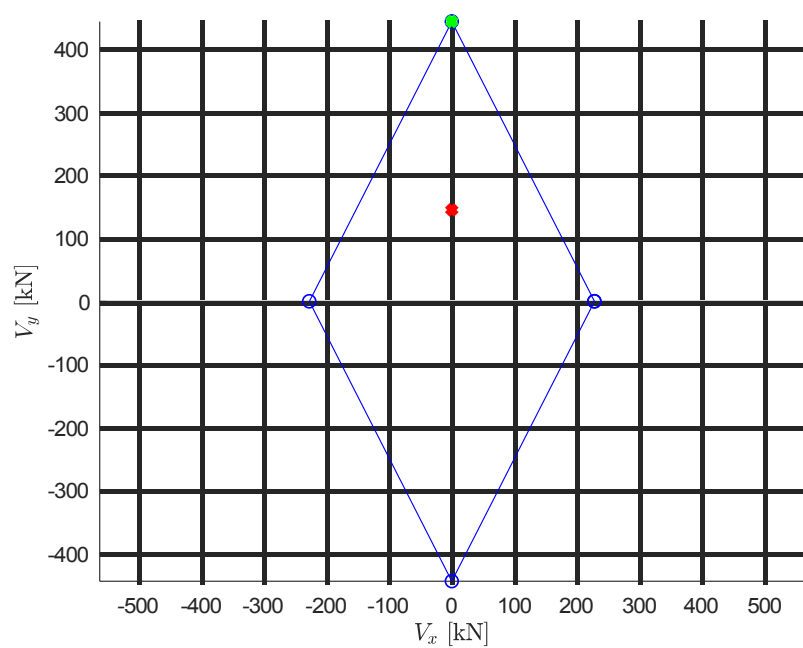
Tabella 160.160. Elemento più sollecitato

Element	[n°]	331
o		

Ascissa	[m]	0.90
---------	-----	------

Tabella 161.161. Sollecitazioni SLU

N	[kN]	0.0
Mx	[kNm]	0.3
My	[kNm]	0.0
Vx	[kN]	0.0
Vy	[kN]	144.7



$$|V_{Ed}|/|V_{Rd}| = 0.326$$

SLU a taglio verificati

"6 - Rettangolare b=27 h=80 travi p1"

Sezione

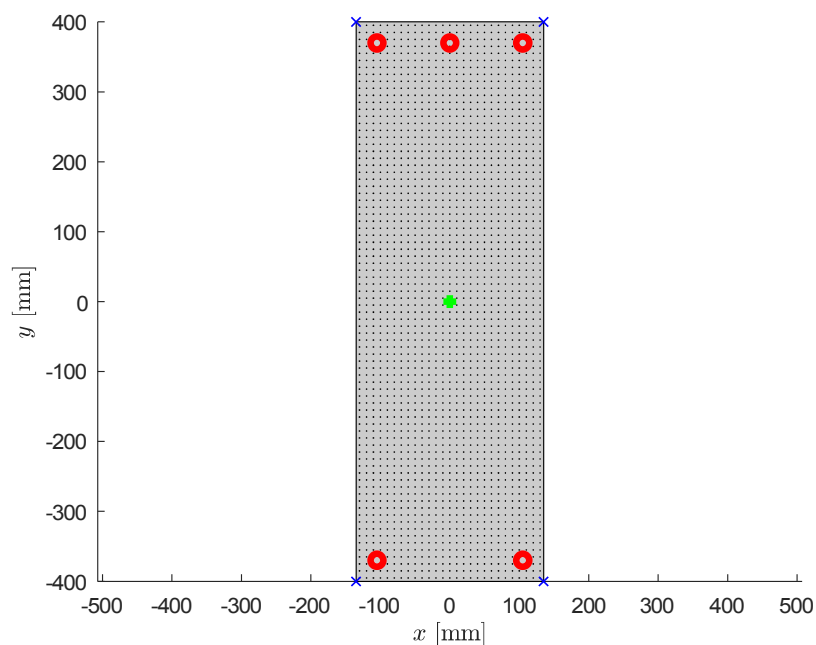


Tabella 162.162. Materiali

Res.Cls 1	Rcm	[MPa]	13
Res. Cls 2	Rcm	[MPa]	0
Res. barre longitudinali	fykl	[MPa]	440
Res. staffe	fyks	[MPa]	230
Fattore di confidenza	FC	-	1.00

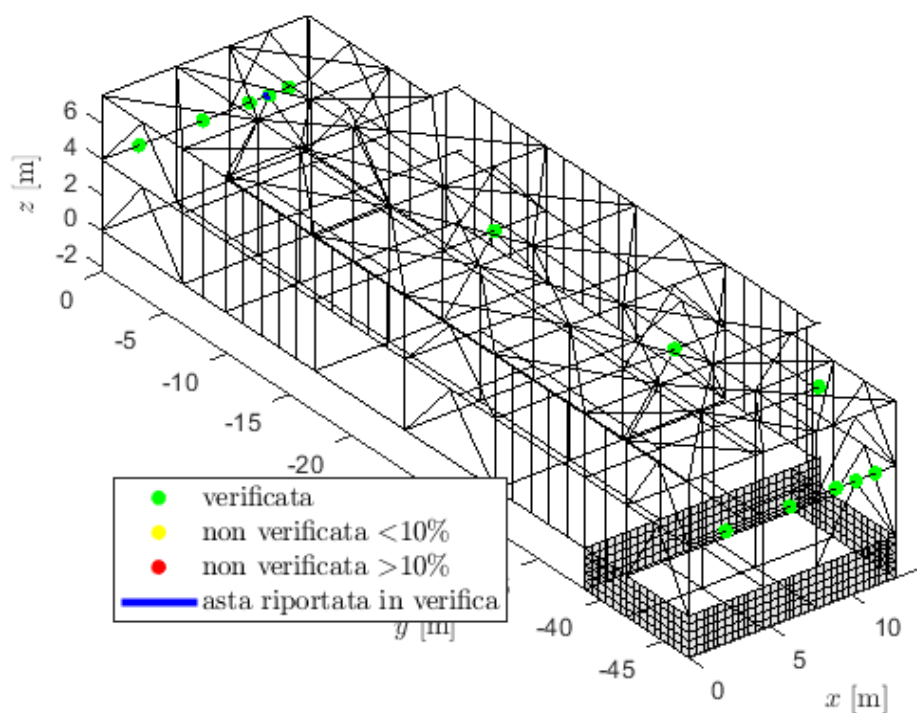
Tabella 163.163. Geometria della sezione

			x	y
Rett. 1 (Cls 1)				
Dimensione	min	[mm]	-135	135
Dimensione	max	[mm]	-400	400
Largh. anima	bw	[mm]	800	270
Altezza utile	d	[mm]	240	770
Area staffe	As	[mm ²]	101	101
Passo staffe	s	[mm]	300	300
Area f.pieg.	Asfp	[mm ²]	0	0
Passo f.pieg.	sfp	[mm]	300	200

Tabella 164.164. Armature

	x	y	A
Barra n°	[mm]	[mm]	[mm ²]
1	30	30	153.94
2	240	30	153.94
3	135	770	153.94
4	30	770	153.94
5	240	770	153.94

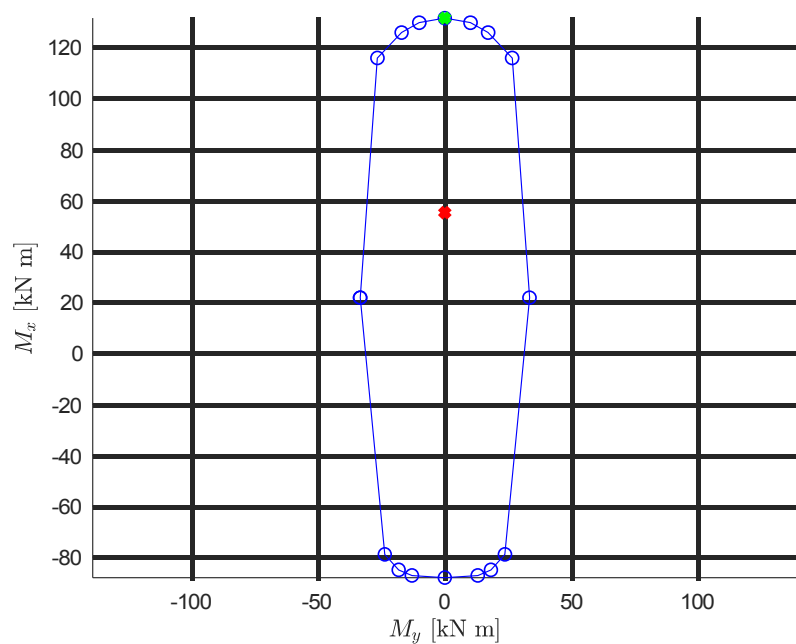
Verifica SLU (peggiorativa per M)

**Tabella 165.165. Elemento più sollecitato**

Elemento	[n°]	301
Ascissa	[m]	0.30

Tabella 166.166. Sollecitazioni SLU

N	[kN]	0.0
Mx	[kNm]	55.1
]	
My	[kNm]	-0.0
]	
Vx	[kN]	0.0
Vy	[kN]	-7.7



$$|M_{Ed}|/|M_{Rd}(N_{Ed})| = 0.420$$

SLU a flessione verificati

Verifica SLU (peggiorativa per V)

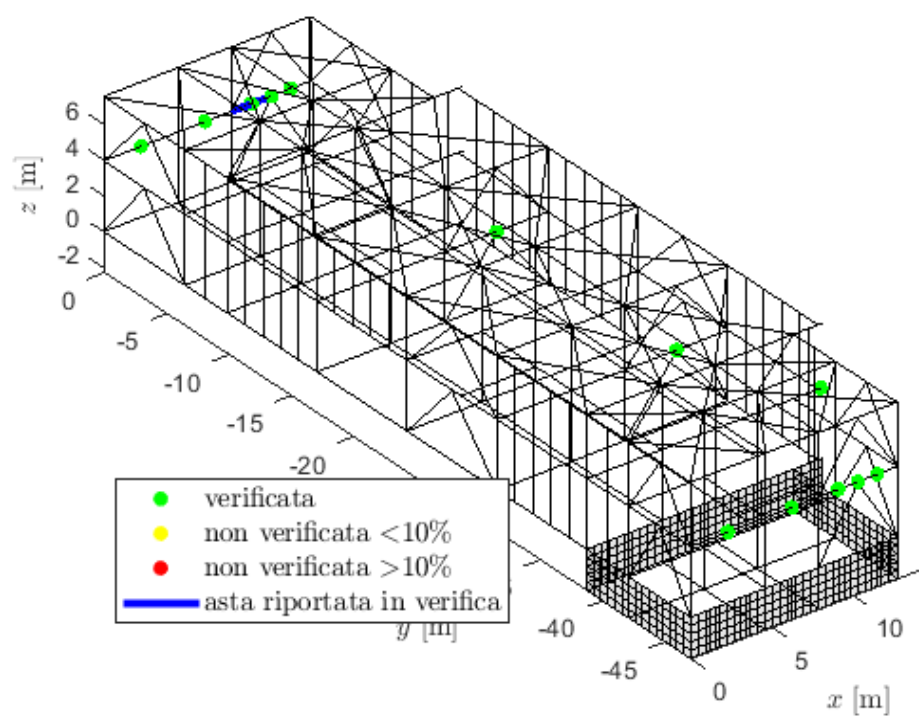


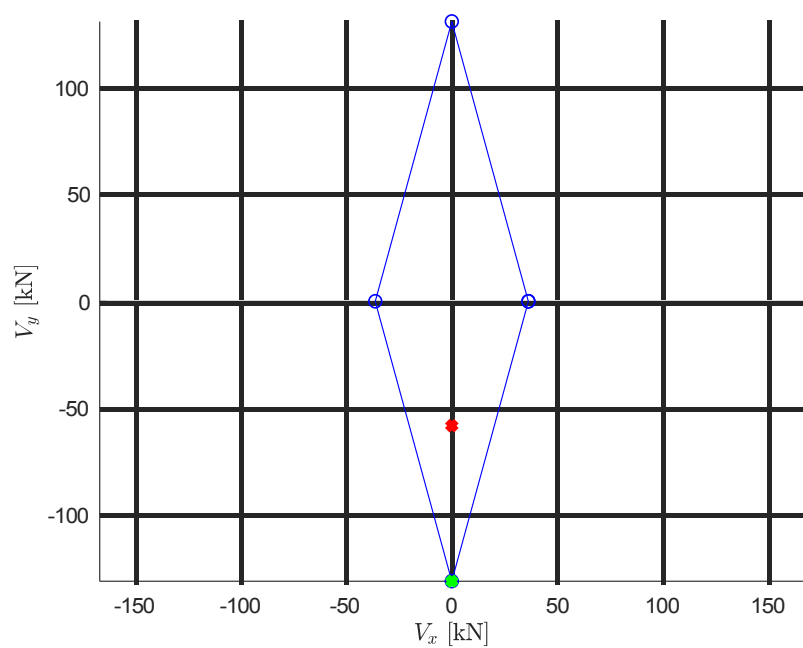
Tabella 167.167. Elemento più sollecitato

Element	[n°]	536
o		

Ascissa	[m]	1.22
---------	-----	------

Tabella 168.168. Sollecitazioni SLU

N	[kN]	0.0
Mx	[kNm]	15.4
My	[kNm]	-0.0
Vx	[kN]	-0.0
Vy	[kN]	-58.4



$$|V_{Ed}|/|V_{Rd}| = 0.445$$

SLU a taglio verificati

"6 - Rettangolare b=27 h=80 travi p1"

Sezione

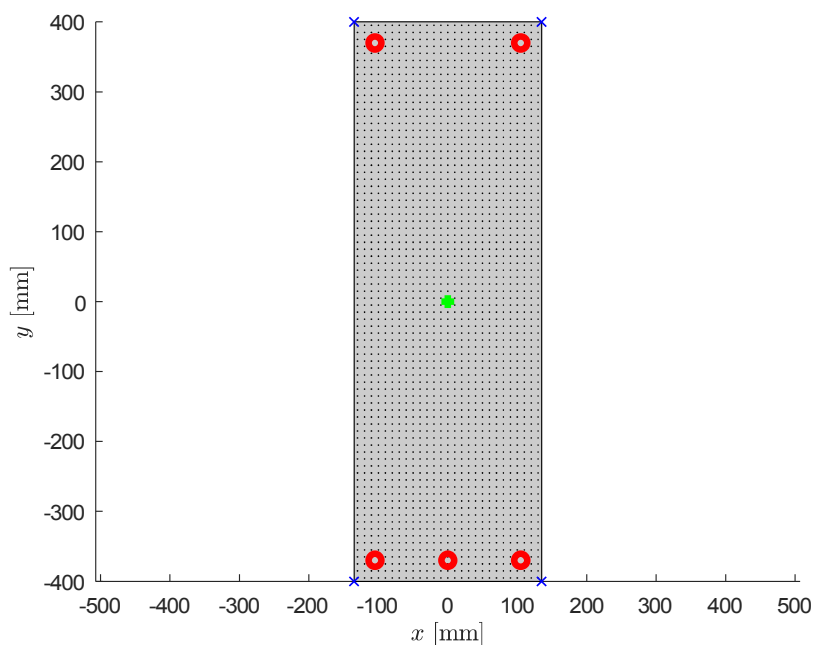


Tabella 169.169. Materiali

Res.Cls 1	Rcm	[MPa]	13
Res. Cls 2	Rcm	[MPa]	0
Res. barre longitudinali	fykl	[MPa]	440
Res. staffe	fyks	[MPa]	230
Fattore di confidenza	FC	-	1.00

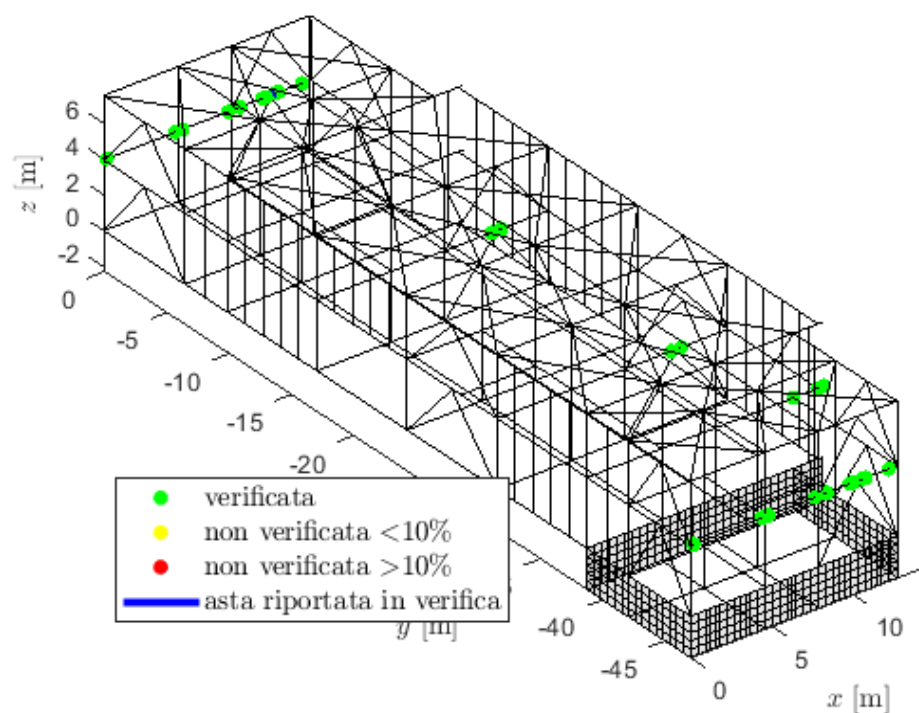
Tabella 170.170. Geometria della sezione

			x	y
Rett. 1 (Cls 1)				
Dimensione	min	[mm]	-135	135
Dimensione	max	[mm]	-400	400
Largh. anima	bw	[mm]	800	270
Altezza utile	d	[mm]	240	770
Area staffe	As	[mm ²]	101	101
Passo staffe	s	[mm]	300	300
Area f.pieg.	Asfp	[mm ²]	0	0
Passo f.pieg.	sfp	[mm]	300	200

Tabella 171.171. Armature

	x	y	A
Barra n°	[mm]	[mm]	[mm ²]
1	30	30	153.94
2	240	30	153.94
3	30	770	153.94
4	135	30	153.94
5	240	770	153.94

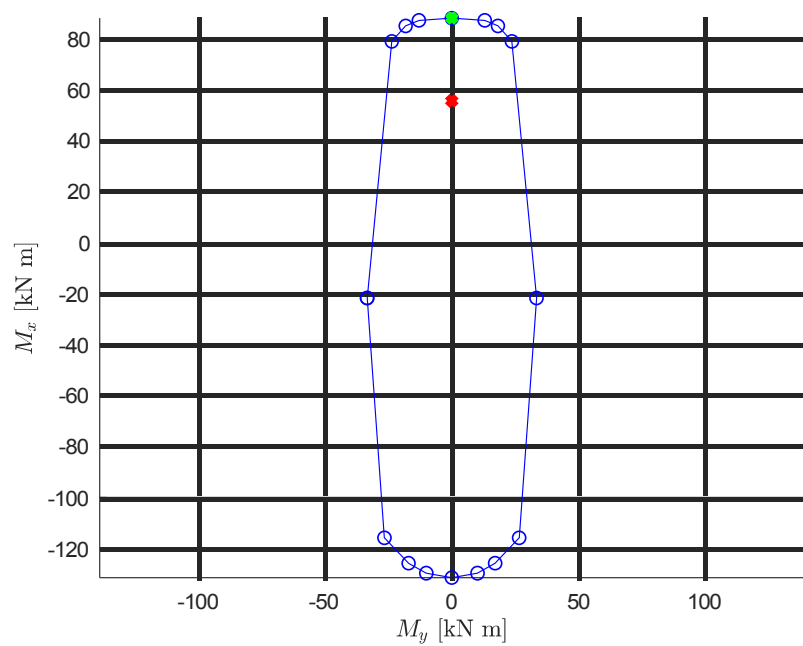
Verifica SLU (peggiorativa per M)

**Tabella 172.172. Elemento più sollecitato**

Elemento	[n°]	301
Ascissa	[m]	0.60

Tabella 173.173. Sollecitazioni SLU

N	[kN]	0.0
Mx	[kNm]	55.5
My	[kNm]	-0.0
Vx	[kN]	0.0
Vy	[kN]	5.0



$$|M_{Ed}|/|M_{Rd}(N_{Ed})| = 0.631$$

SLU a flessione verificati

Verifica SLU (peggiorativa per V)

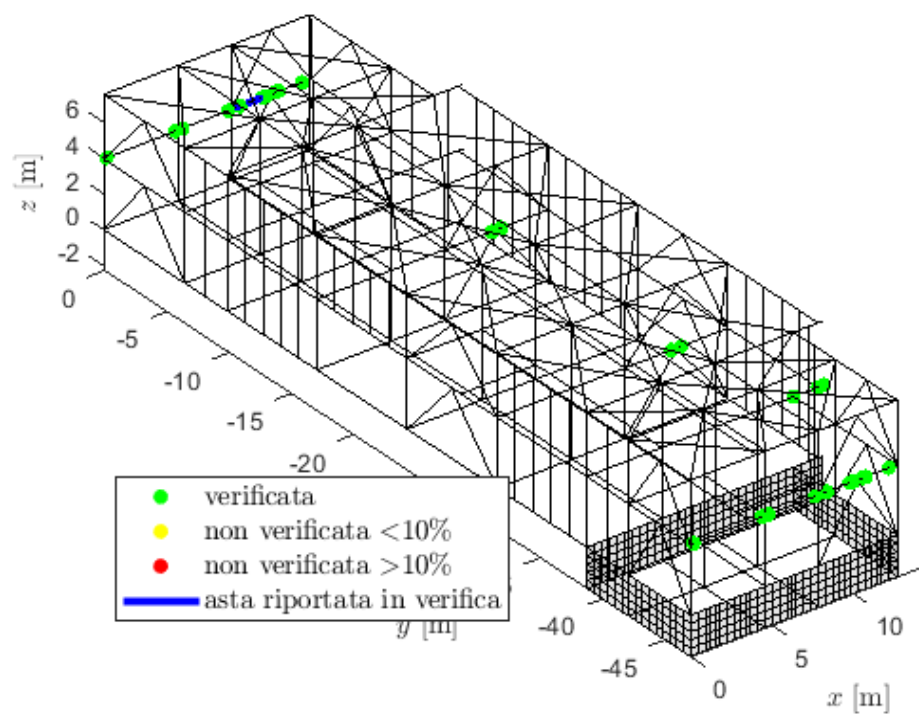


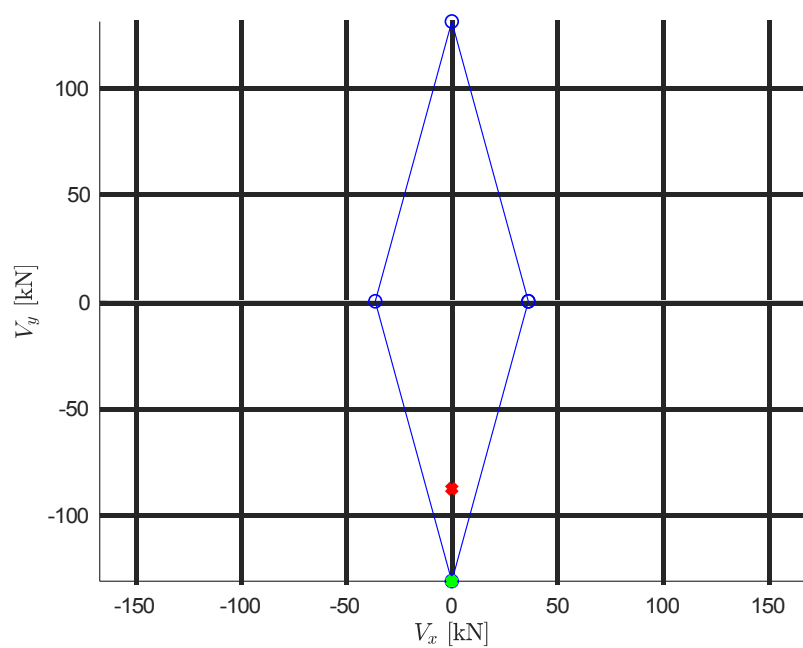
Tabella 174.174. Elemento più sollecitato

Element	[n°]	536
o		

Ascissa	[m]	0.51
---------	-----	------

Tabella 175.175. Sollecitazioni SLU

N	[kN]	0.0
Mx	[kNm]	-36.3
My	[kNm]	-0.0
Vx	[kN]	-0.0
Vy	[kN]	-88.1



$$|V_{Ed}|/|V_{Rd}| = 0.670$$

SLU a taglio verificati

"6 - Rettangolare b=27 h=80 travi p1 (6+2)"

Sezione

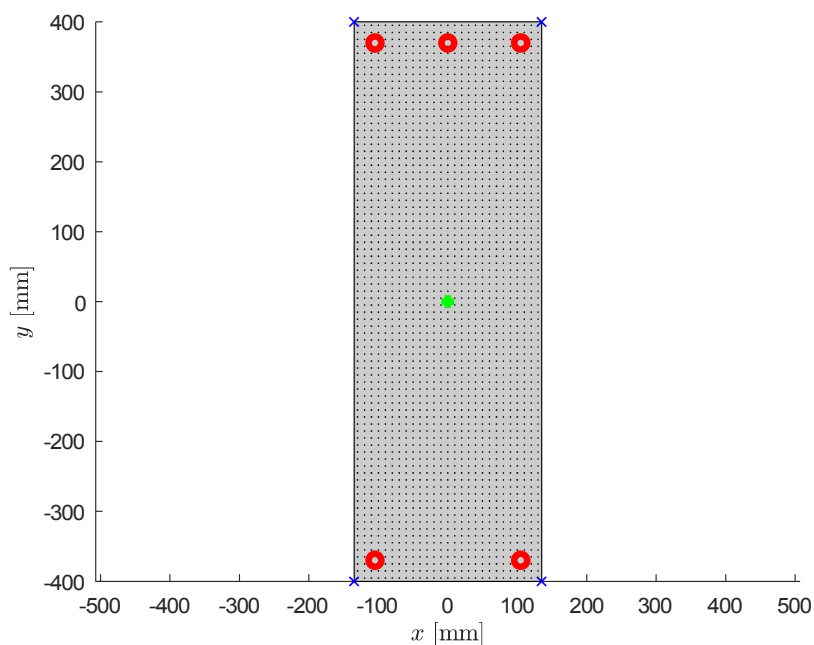


Tabella 176.176. Materiali

Res.Cls 1	Rcm	[MPa]	13
Res. Cls 2	Rcm	[MPa]	0
Res. barre longitudinali	fykl	[MPa]	440
Res. staffe	fyks	[MPa]	230
Fattore di confidenza	FC	-	1.00

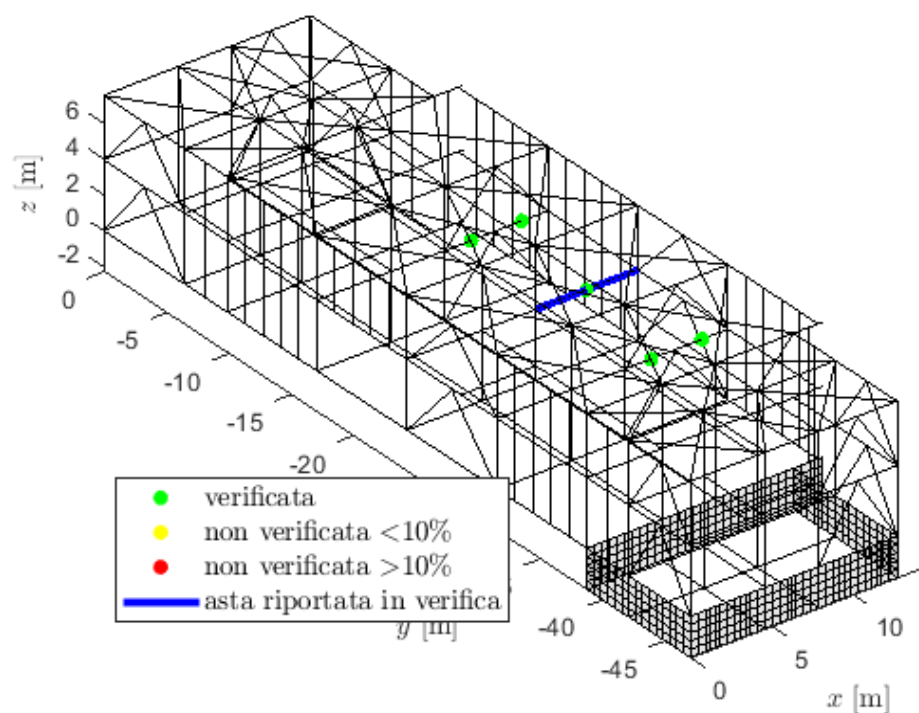
Tabella 177.177. Geometria della sezione

			x	y
Rett. 1 (Cls 1)				
Dimensione	min	[mm]	-135	135
Dimensione	max	[mm]	-400	400
Largh. anima	bw	[mm]	800	270
Altezza utile	d	[mm]	240	770
Area staffe	As	[mm2]	101	101
Passo staffe	s	[mm]	300	300
Area f.pieg.	Asfp	[mm2]	0	0
Passo f.pieg.	sfp	[mm]	300	200

Tabella 178.178. Armature

	x	y	A
Barra n°	[mm]	[mm]	[mm ²]
1	30	30	153.94
2	240	30	153.94
3	135	770	307.88
4	30	770	307.88
5	240	770	307.88

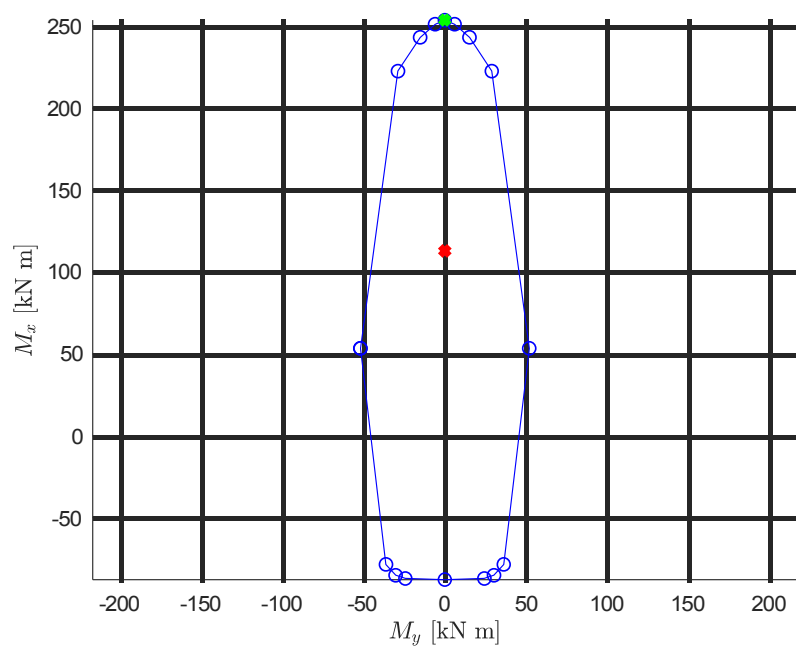
Verifica SLU (peggiorativa per M)

**Tabella 179.179. Elemento più sollecitato**

Elemento	[n°]	39
Ascissa	[m]	3.17

Tabella 180.180. Sollecitazioni SLU

N	[kN]	0.0
Mx	[kNm]	112.8
My	[kNm]	-0.0
Vx	[kN]	-0.0
Vy	[kN]	-1.0



$$|M_{Ed}|/|M_{Rd}(N_{Ed})| = 0.444$$

SLU a flessione verificati

Verifica SLU (peggiorativa per V)

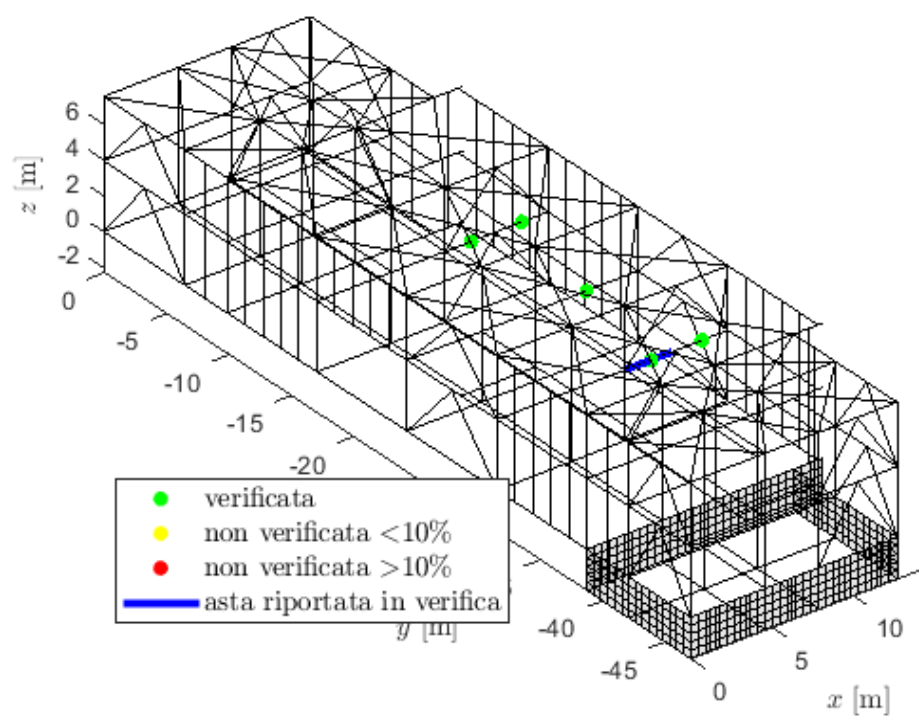


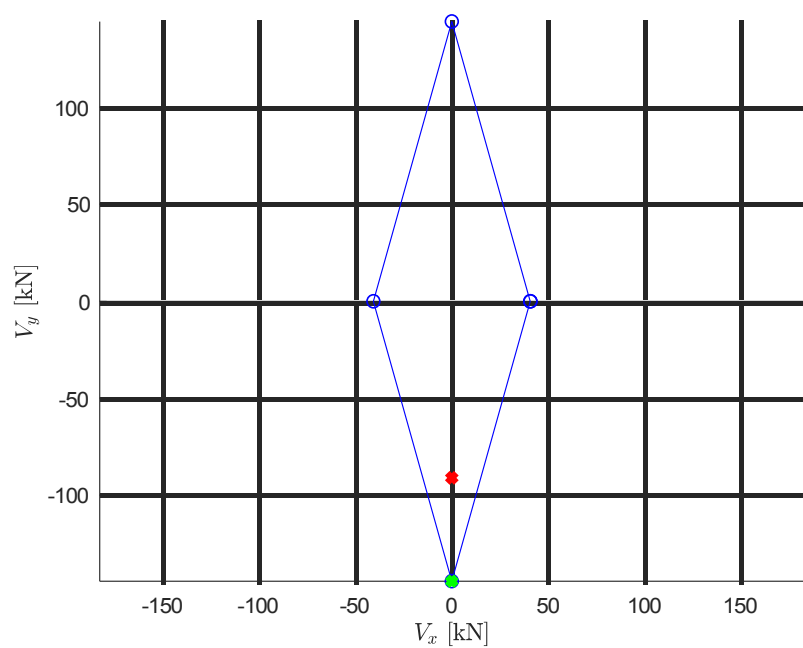
Tabella 181.181. Elemento più sollecitato

Element	[n°]	242
o		

Ascissa	[m]	1.61
---------	-----	------

Tabella 182.182. Sollecitazioni SLU

N	[kN]	0.0
Mx	[kNm]	54.4
My	[kNm]	0.0
Vx	[kN]	0.0
Vy	[kN]	-91.0



$$|V_{Ed}|/|V_{Rd}| = 0.631$$

SLU a taglio verificati

"6 - Rettangolare b=27 h=80 travi p1 (6+2)"

Sezione

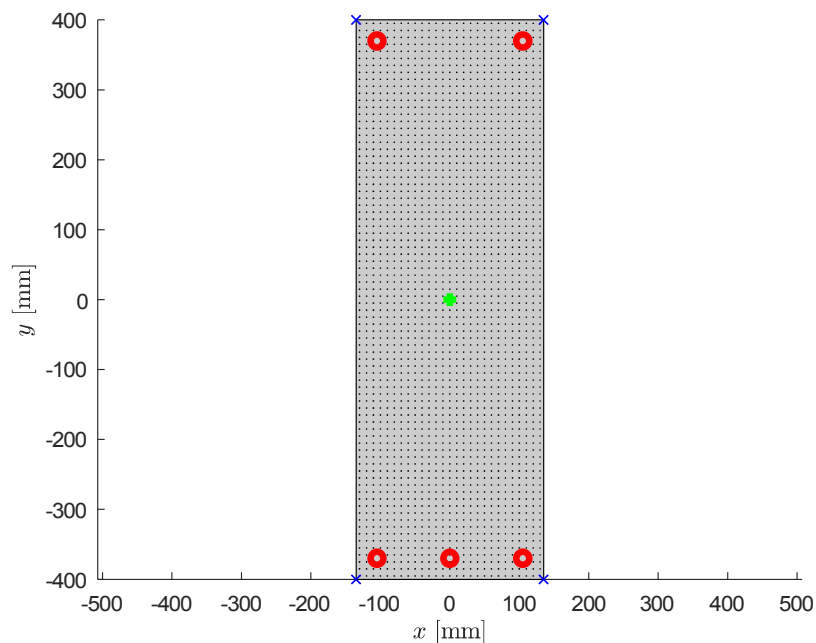


Tabella 183.183. Materiali

Res.Cls 1	Rcm	[MPa]	13
Res. Cls 2	Rcm	[MPa]	0
Res. barre longitudinali	fykl	[MPa]	440
Res. staffe	fyks	[MPa]	230
Fattore di confidenza	FC	-	1.00

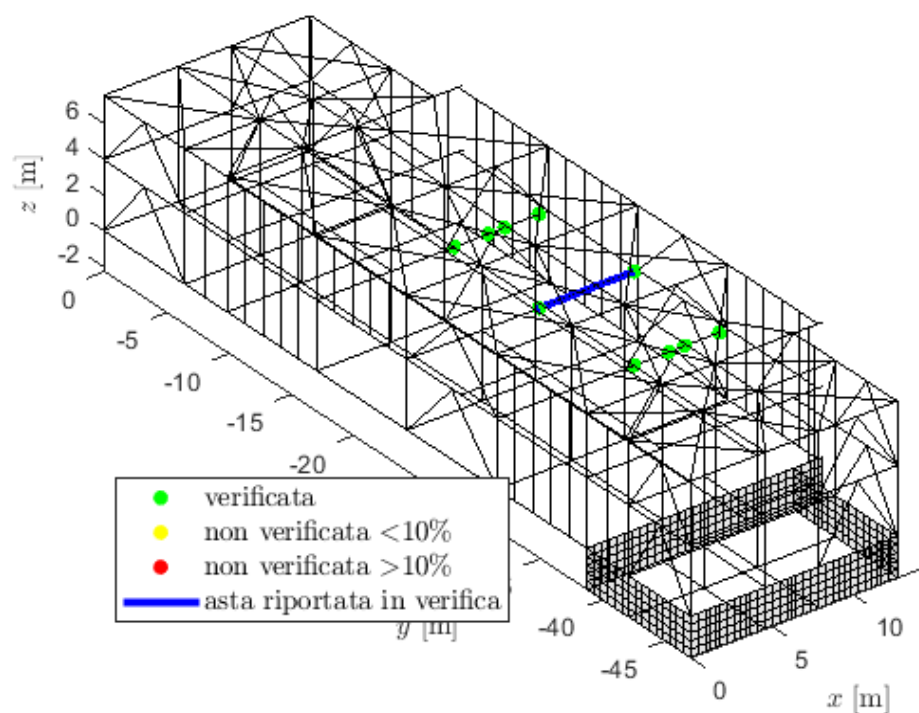
Tabella 184.184. Geometria della sezione

			x	y
Rett. 1 (Cls 1)				
Dimensione	min	[mm]	-135	135
Dimensione	max	[mm]	-400	400
Largh. anima	bw	[mm]	800	270
Altezza utile	d	[mm]	240	770
Area staffe	As	[mm ²]	101	101
Passo staffe	s	[mm]	300	300
Area f.pieg.	Asfp	[mm ²]	0	0
Passo f.pieg.	sfp	[mm]	300	200

Tabella 185.185. Armature

	x	y	A
Barra n°	[mm]	[mm]	[mm ²]
1	30	30	307.88
2	240	30	307.88
3	135	30	307.88
4	30	770	153.94
5	240	770	153.94

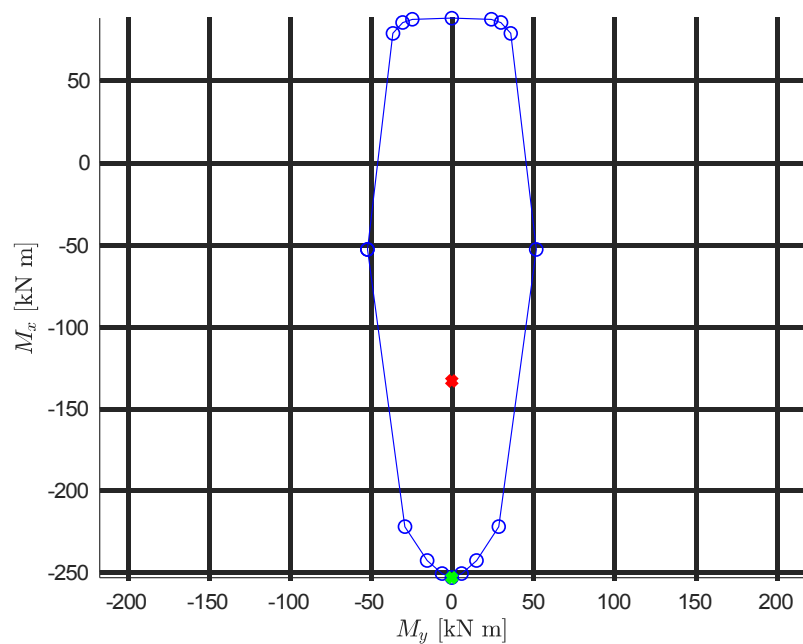
Verifica SLU (peggiorativa per M)


Tabella 186.186. Elemento più sollecitato

Elemento	[n°]	39
Ascissa	[m]	0.25

Tabella 187.187. Sollecitazioni SLU

N	[kN]	0.0
Mx	[kNm]	-133.8
My	[kNm]	-0.0
Vx	[kN]	-0.0
Vy	[kN]	-168.2



$$|M_{Ed}|/|M_{Rd}(N_{Ed})| = 0.527$$

SLU a flessione verificati

Verifica SLU (peggiorativa per V)

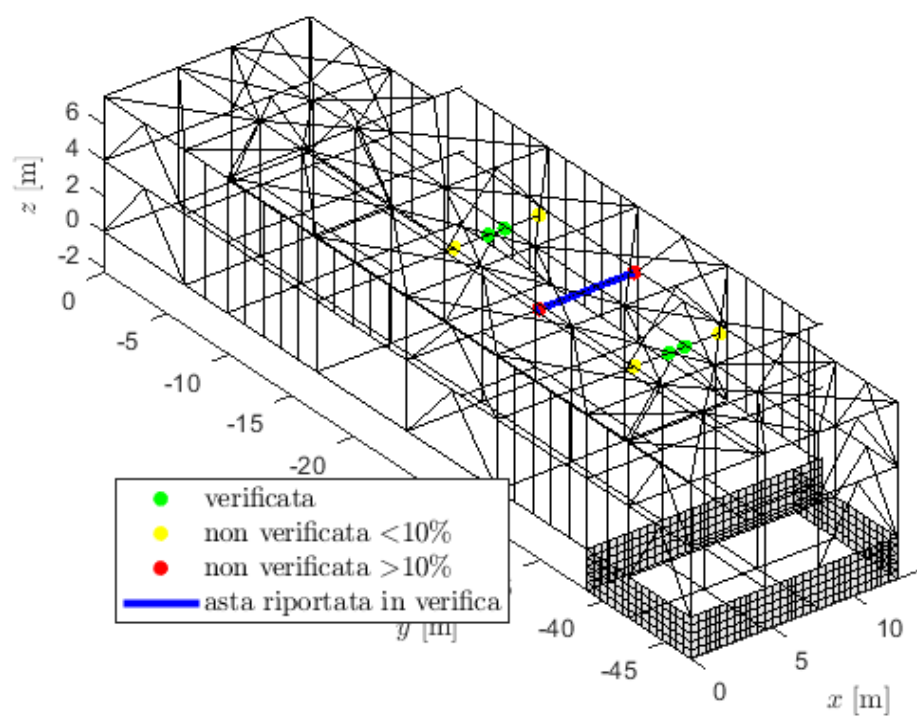


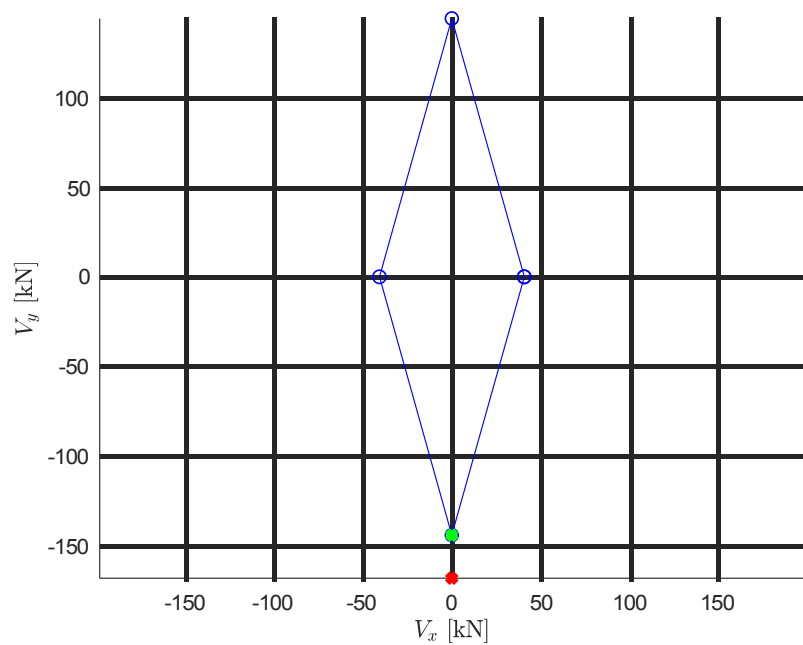
Tabella 188.188. Elemento più sollecitato

Element	[n°]	39
o		

Ascissa	[m]	0.25
---------	-----	------

Tabella 189.189. Sollecitazioni SLU

N	[kN]	0.0
Mx	[kNm]	-133.8
My	[kNm]	-0.0
Vx	[kN]	-0.0
Vy	[kN]	-168.2



$$|V_{Ed}|/|V_{Rd}| = 1.166$$

SLU a taglio NON verificati

N.B: La presente non verifica è stata risolta con l'intervento di rinforzo con fasciature in nastri di CFRP (vedi Relazione di calcolo A8).

"6 - Rettangolare b=27 h=80 travi p1 (4+2)"

Sezione

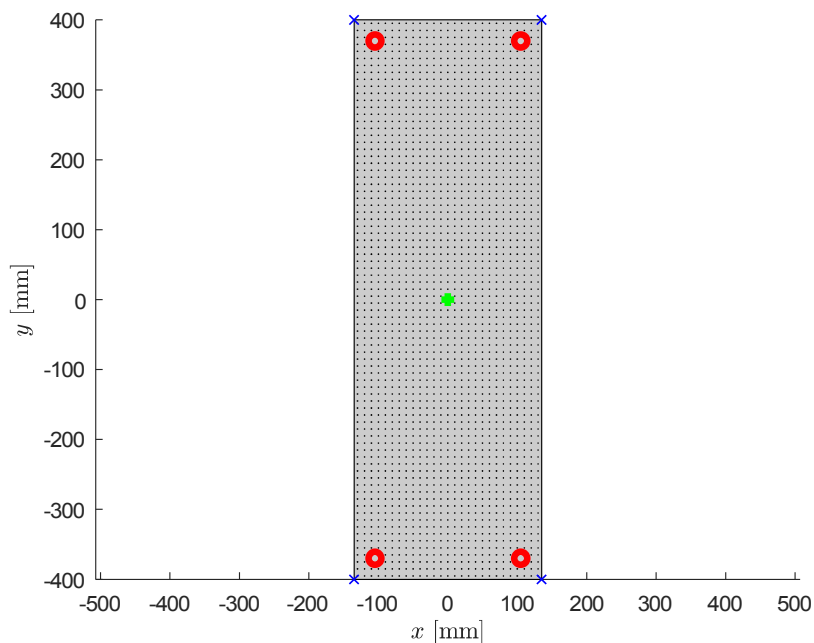


Tabella 190.190. Materiali

Res.Cls 1	Rcm	[MPa]	13
Res. Cls 2	Rcm	[MPa]	0
Res. barre longitudinali	fykl	[MPa]	440
Res. staffe	fyks	[MPa]	230
Fattore di confidenza	FC	-	1.00

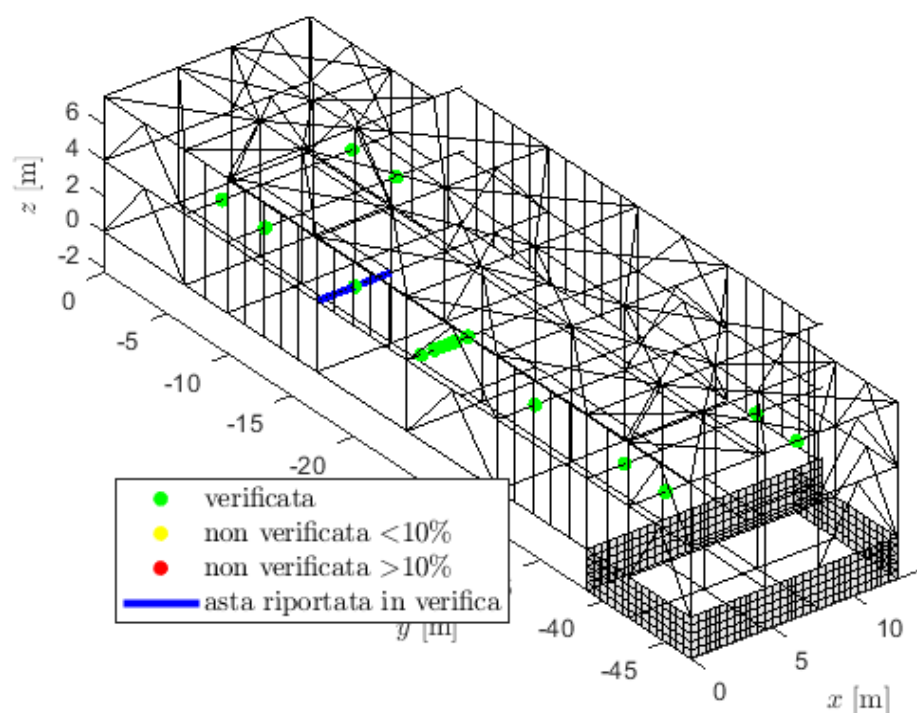
Tabella 191.191. Geometria della sezione

			x	y
Rett. 1 (Cls 1)				
Dimensione	min	[mm]	-135	135
Dimensione	max	[mm]	-400	400
Largh. anima	bw	[mm]	800	270
Altezza utile	d	[mm]	240	770
Area staffe	As	[mm2]	101	101
Passo staffe	s	[mm]	300	300
Area f.pieg.	Asfp	[mm2]	0	0
Passo f.pieg.	sfp	[mm]	300	200

Tabella 192.192. Armature

	x	y	A
Barra n°	[mm]	[mm]	[mm ²]
1	30	30	153.94
2	240	30	153.94
3	30	770	307.88
4	240	770	307.88

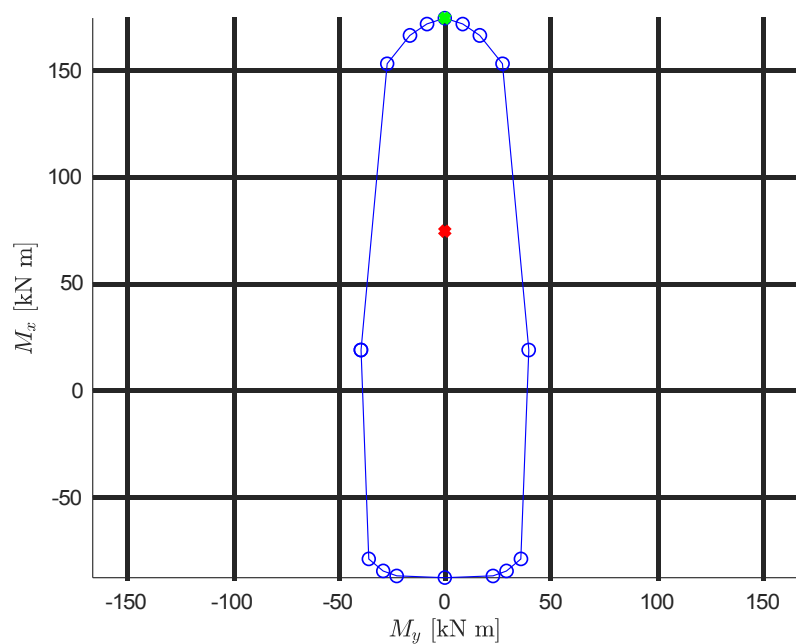
Verifica SLU (peggiorativa per M)

**Tabella 193.193. Elemento più sollecitato**

Elemento	[n°]	492
Ascissa	[m]	2.31

Tabella 194.194. Sollecitazioni SLU

N	[kN]	0.0
Mx	[kNm]	74.3
	[]	
My	[kNm]	0.0
	[]	
Vx	[kN]	-0.0
Vy	[kN]	1.1



$$|M_{Ed}|/|M_{Rd}(N_{Ed})| = 0.427$$

SLU a flessione verificati

Verifica SLU (peggiorativa per V)

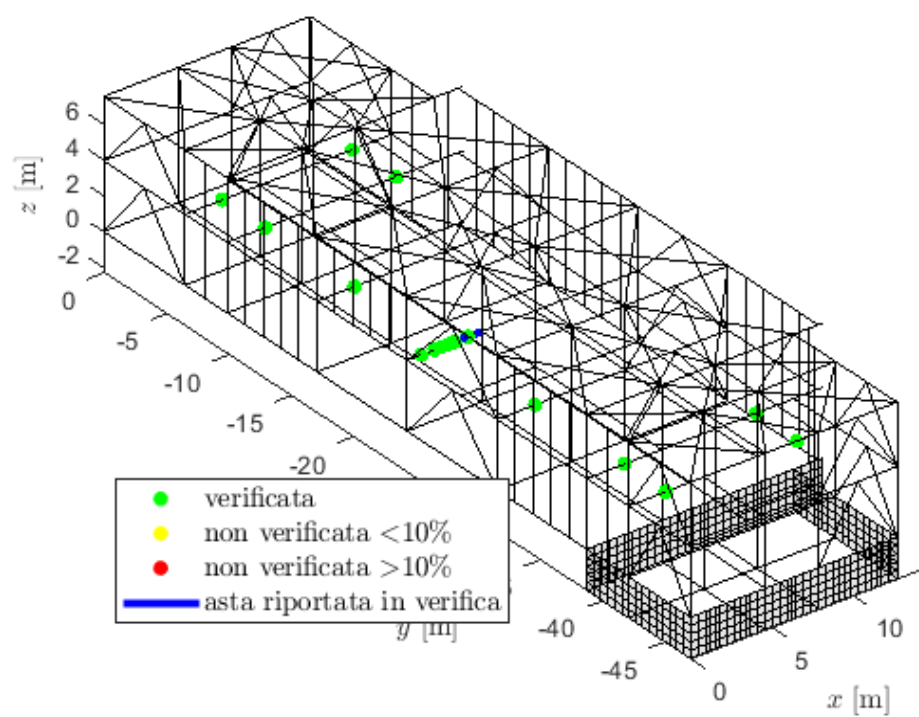


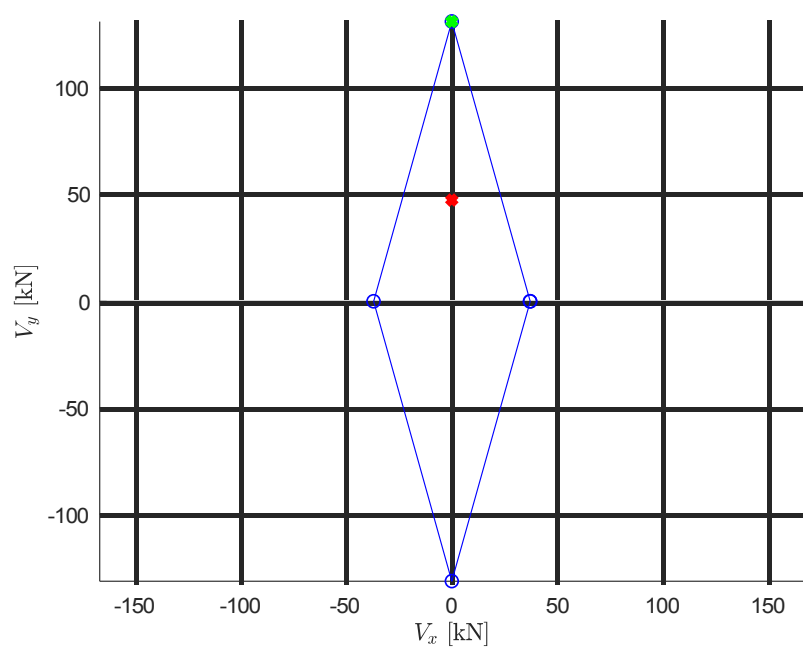
Tabella 195.195. Elemento più sollecitato

Element	[n°]	478
o		

Ascissa	[m]	0.61
---------	-----	------

Tabella 196.196. Sollecitazioni SLU

N	[kN]	0.0
Mx	[kNm]	-5.8
My	[kNm]	0.0
Vx	[kN]	-0.0
Vy	[kN]	47.5



$$|V_{Ed}|/|V_{Rd}| = 0.362$$

SLU a taglio verificati

"6 - Rettangolare b=27 h=80 travi p1 (4+2)"

Sezione

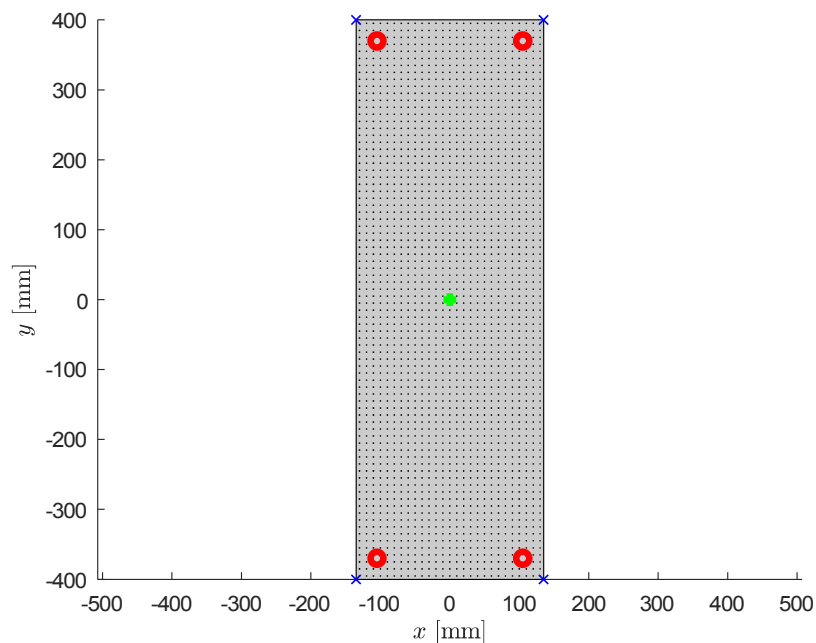


Tabella 197.197. Materiali

Res.Cls 1	Rcm	[MPa]	13
Res. Cls 2	Rcm	[MPa]	0
Res. barre longitudinali	fykl	[MPa]	440
Res. staffe	fyks	[MPa]	230
Fattore di confidenza	FC	-	1.00

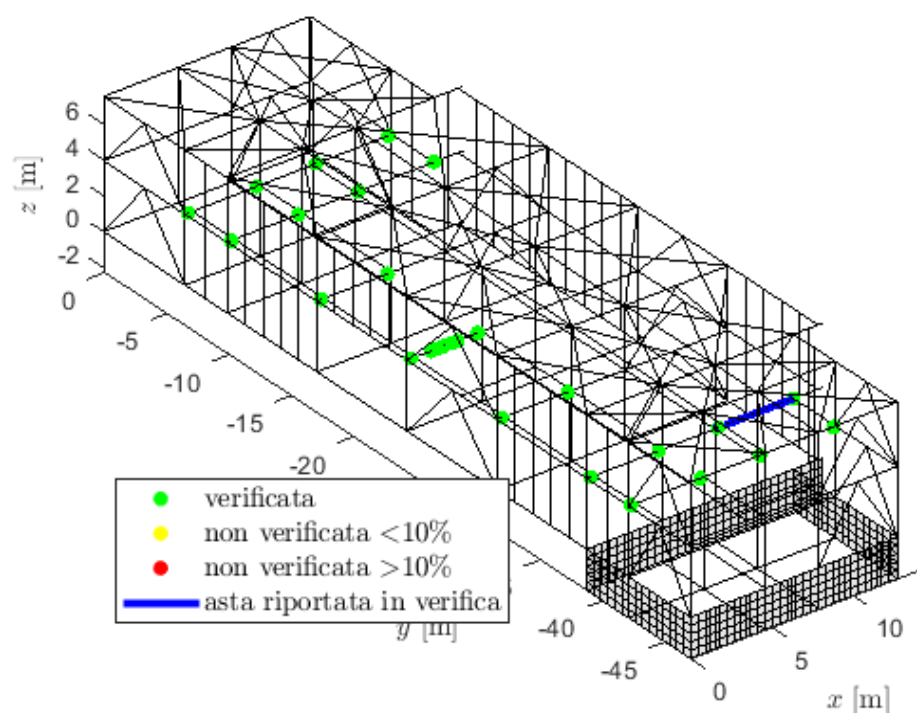
Tabella 198.198. Geometria della sezione

			x	y
Rett. 1 (Cls 1)				
Dimensione	min	[mm]	-135	135
Dimensione	max	[mm]	-400	400
Largh. anima	bw	[mm]	800	270
Altezza utile	d	[mm]	240	770
Area staffe	As	[mm ²]	101	101
Passo staffe	s	[mm]	300	300
Area f.pieg.	Asfp	[mm ²]	0	0
Passo f.pieg.	sfp	[mm]	300	200

Tabella 199.199. Armature

	x	y	A
Barra n°	[mm]	[mm]	[mm ²]
1	30	30	307.88
2	240	30	307.88
3	30	770	153.94
4	240	770	153.94

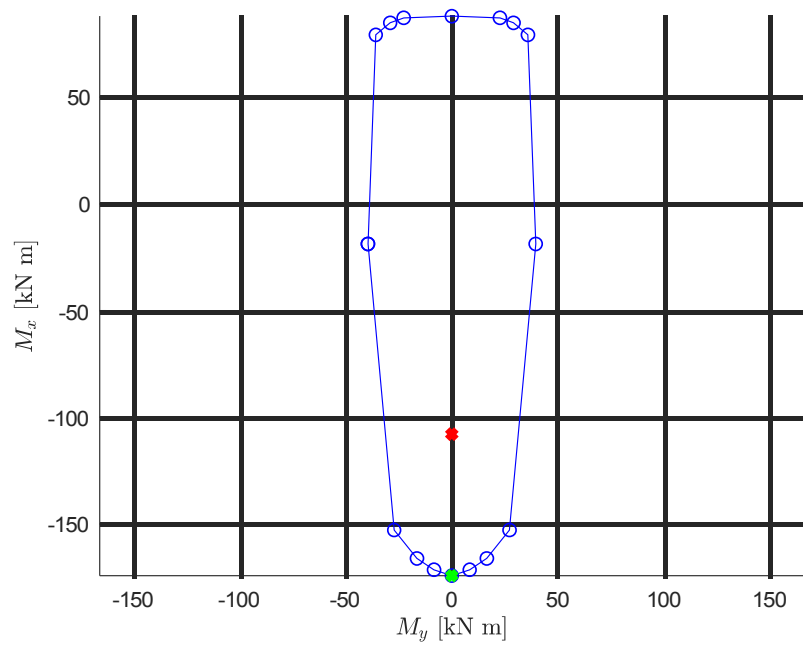
Verifica SLU (peggiorativa per M)

**Tabella 200.200. Elemento più sollecitato**

Elemento	[n°]	569
Ascissa	[m]	4.84

Tabella 201.201. Sollecitazioni SLU

N	[kN]	0.0
Mx	[kNm]	-107.9
My	[kNm]	0.0
Vx	[kN]	-0.0
Vy	[kN]	126.3



$$|M_{Ed}|/|M_{Rd}(N_{Ed})| = 0.620$$

SLU a flessione verificati

Verifica SLU (peggiorativa per V)

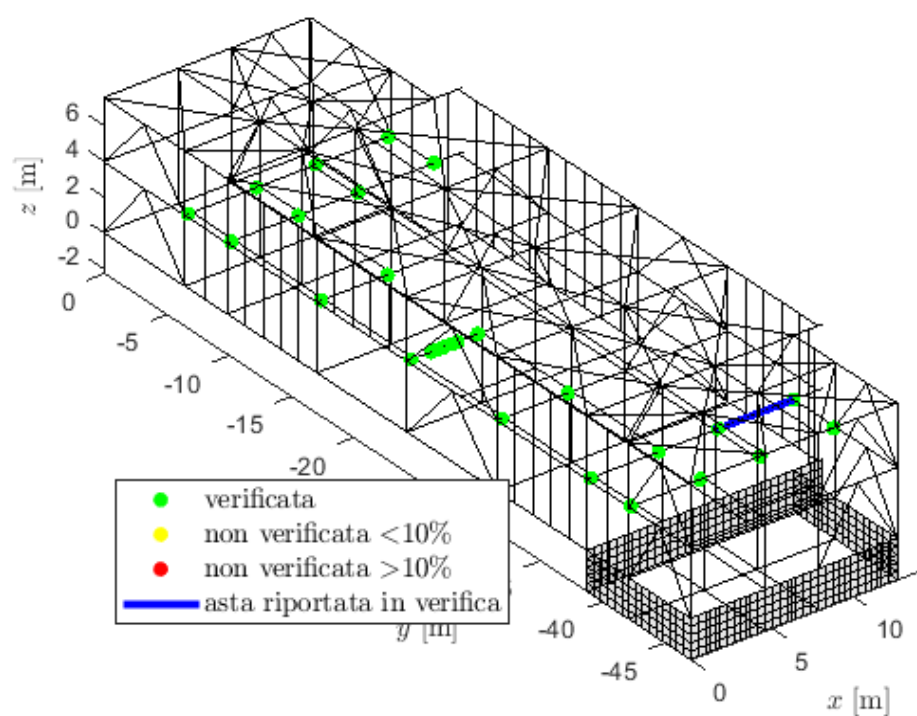
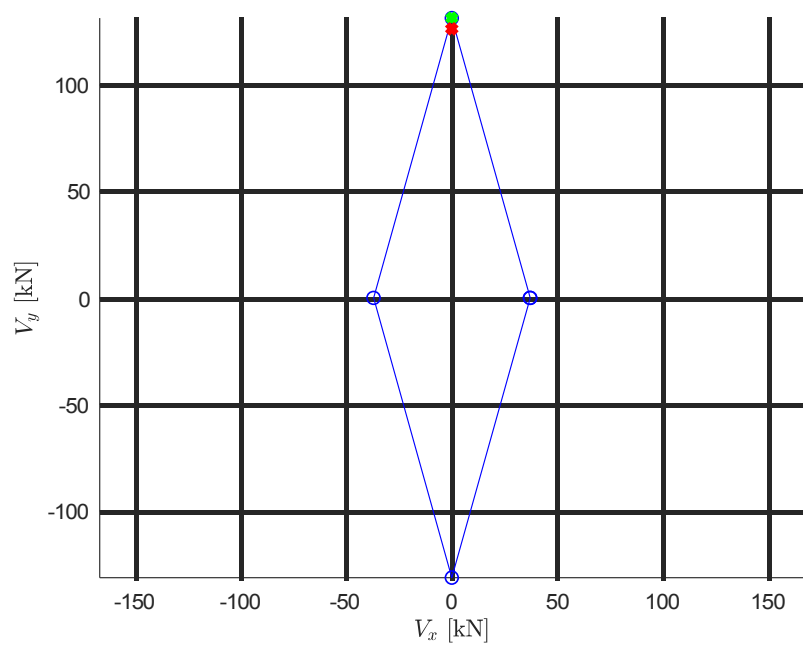


Tabella 202.202. Elemento più sollecitato

Elemento	[n°]	569
Ascissa	[m]	4.84

Tabella 203.203. Sollecitazioni SLU

N	[kN]	0.0
Mx	[kNm]	-107.9
My	[kNm]	0.0
Vx	[kN]	-0.0
Vy	[kN]	126.3



$$|V_{Ed}|/|V_{Rd}| = 0.961$$

SLU a taglio verificati

"24- Rettangolare b=90 h=24 travi spessore p1"

Sezione

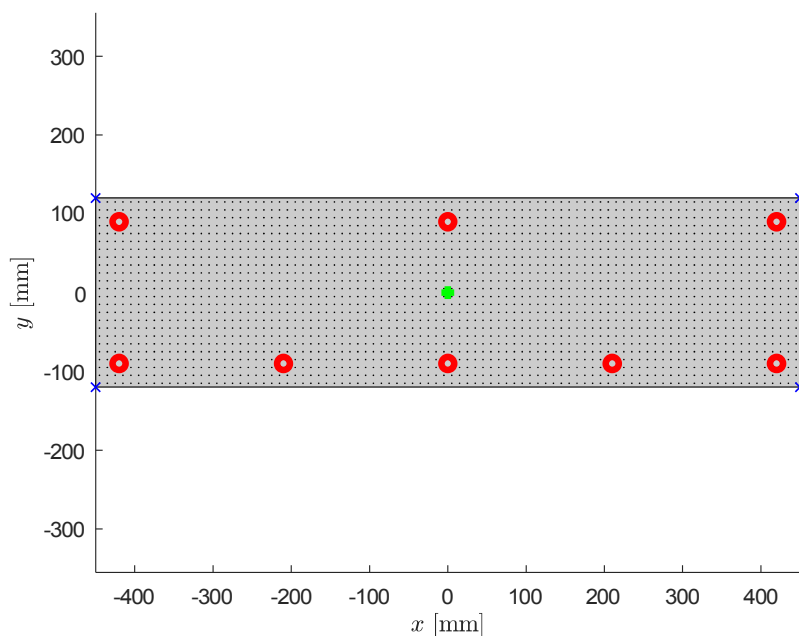


Tabella 204.204. Materiali

Res.Cls 1	Rcm	[MPa]	13
Res.Cls 2	Rcm	[MPa]	0
Res. barre longitudinali	fykl	[MPa]	440
Res. staffe	fyks	[MPa]	230
Fattore di confidenza	FC	-	1.00

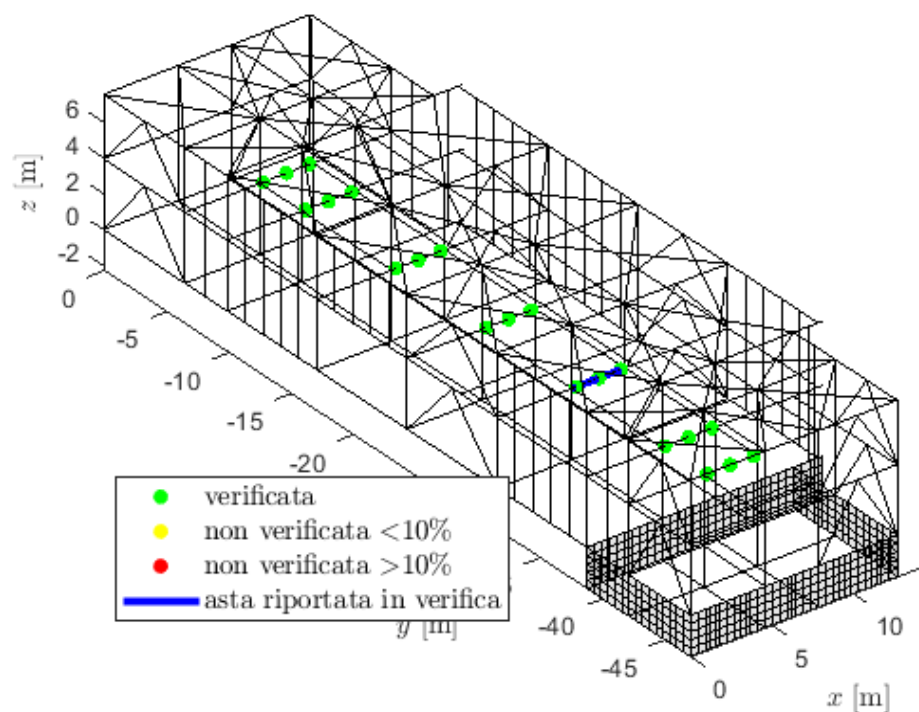
Tabella 205.205. Geometria della sezione

			x	y
Rett. 1 (Cls 1)				
Dimensione	min	[mm]	-450	450
Dimensione	max	[mm]	-120	120
Largh. anima	bw	[mm]	240	900
Altezza utile	d	[mm]	870	210
Area staffe	As	[mm ²]	57	57
Passo staffe	s	[mm]	250	250
Area f.pieg.	Asfp	[mm ²]	0	0
Passo f.pieg.	sfp	[mm]	300	200

Tabella 206.206. Armature

	x	y	A
Barra n°	[mm]	[mm]	[mm ²]
1	30	30	201.06
2	240	30	201.06
3	450	30	201.06
4	660	30	201.06
5	870	30	201.06
6	30	210	201.06
7	450	210	201.06
8	870	210	201.06

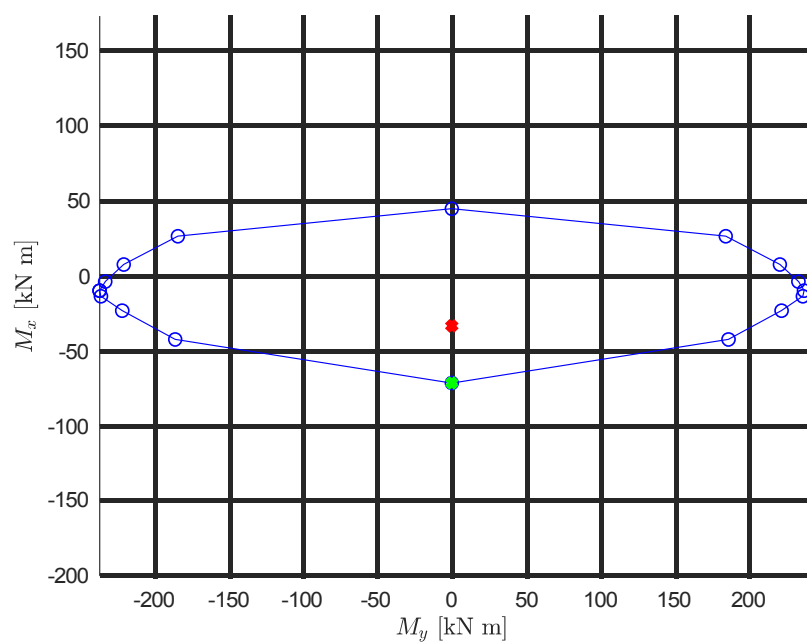
Verifica SLU (peggiorativa per M)


Tabella 207.207. Elemento più sollecitato

Elemento	[n°]	865
Ascissa	[m]	3.02

Tabella 208.208. Sollecitazioni SLU

N	[kN]	0.0
Mx	[kNm]	-33.9
My	[kNm]	0.0
Vx	[kN]	-0.0
Vy	[kN]	61.4



$$|M_{Ed}|/|M_{Rd}(N_{Ed})| = 0.471$$

SLU a flessione verificati

Verifica SLU (peggiorativa per V)

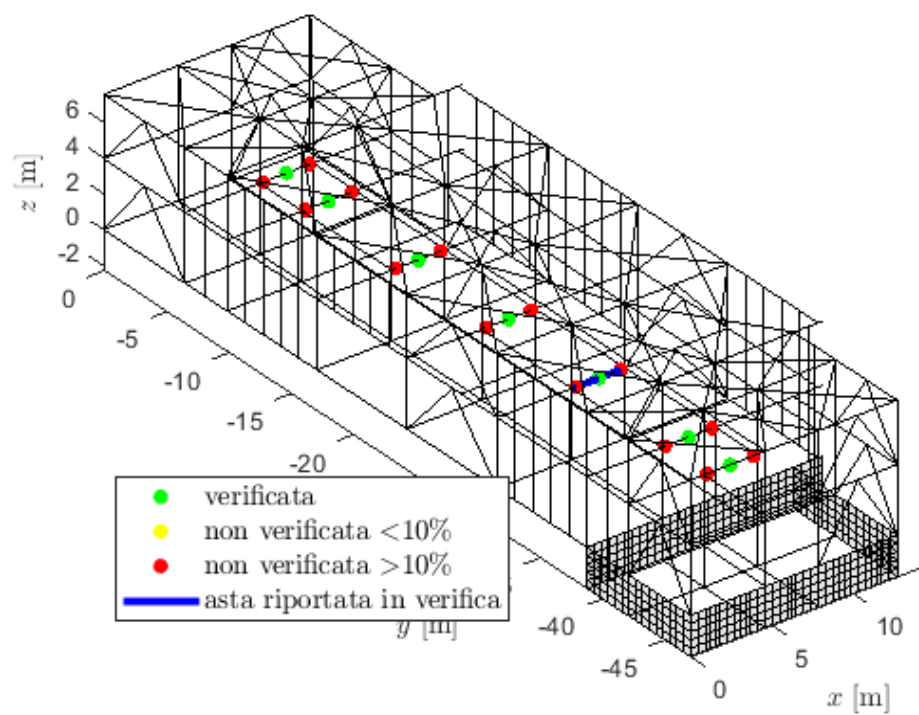


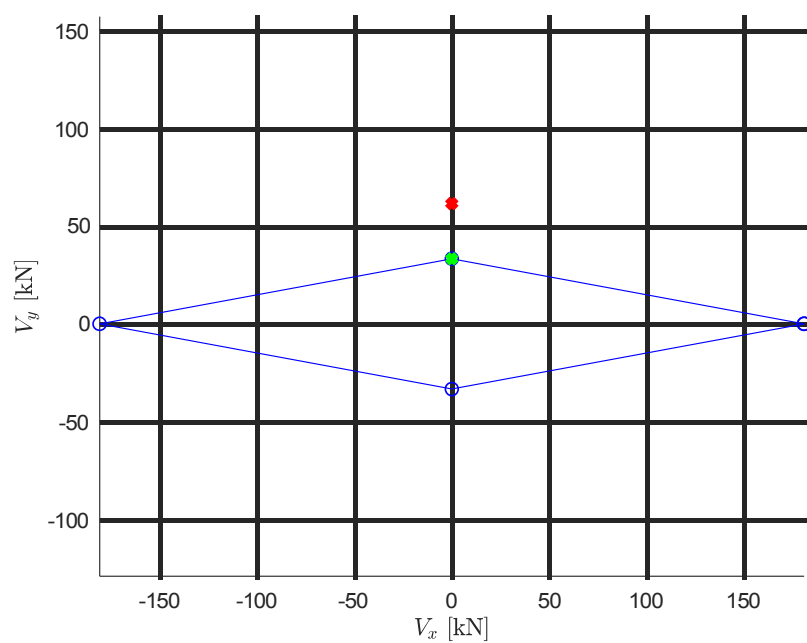
Tabella 209.209. Elemento più sollecitato

Element	[n°]	865
o		

Ascissa	[m]	3.02
---------	-----	------

Tabella 210.210. Sollecitazioni SLU

N	[kN]	0.0
Mx	[kNm]	-33.9
My	[kNm]	0.0
Vx	[kN]	-0.0
Vy	[kN]	61.4



$$|V_{Ed}|/|V_{Rd}| = 1.847$$

SLU a taglio NON verificati

N.B: La presente non verifica è stata risolta con l'intervento di inserimento di profili metallici UPN160 accoppiati all'intradosso delle travi suddette (vedi Relazione di calcolo A8).

"7 - Rettangolare b=26 h=24 travi p1"

Sezione

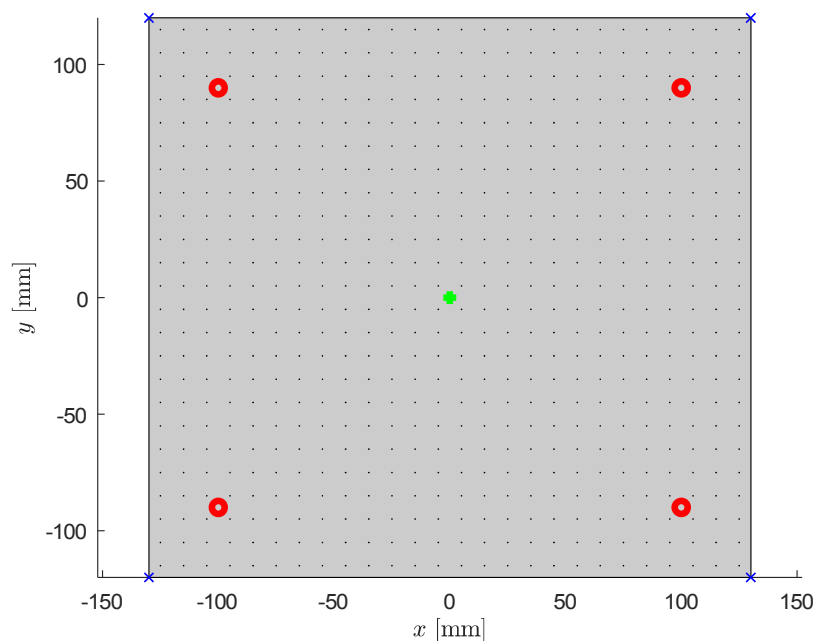


Tabella 211.211. Materiali

Res.Cls 1	Rcm	[MPa]	13
Res. Cls 2	Rcm	[MPa]	0
Res. barre longitudinali	fykl	[MPa]	440
Res. staffe	fyks	[MPa]	230
Fattore di confidenza	FC	-	1.00

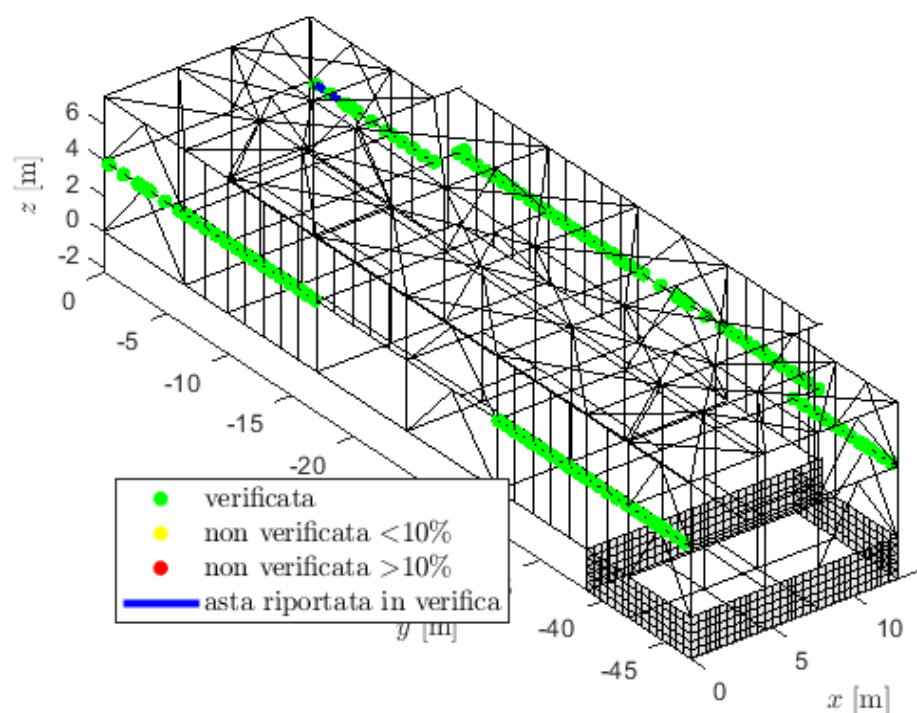
Tabella 212.212. Geometria della sezione

			x	y
Rett. 1 (Cls 1)				
Dimensione	min	[mm]	-130	130
Dimensione	max	[mm]	-120	120
Largh. anima	bw	[mm]	240	260
Altezza utile	d	[mm]	230	210
Area staffe	As	[mm ²]	57	57
Passo staffe	s	[mm]	250	250
Area f.pieg.	Asfp	[mm ²]	0	0
Passo f.pieg.	sfp	[mm]	300	200

Tabella 213.213. Armature

	x	y	A
Barra n°	[mm]	[mm]	[mm ²]
1	30	30	153.94
2	230	30	153.94
3	30	210	153.94
4	230	210	153.94

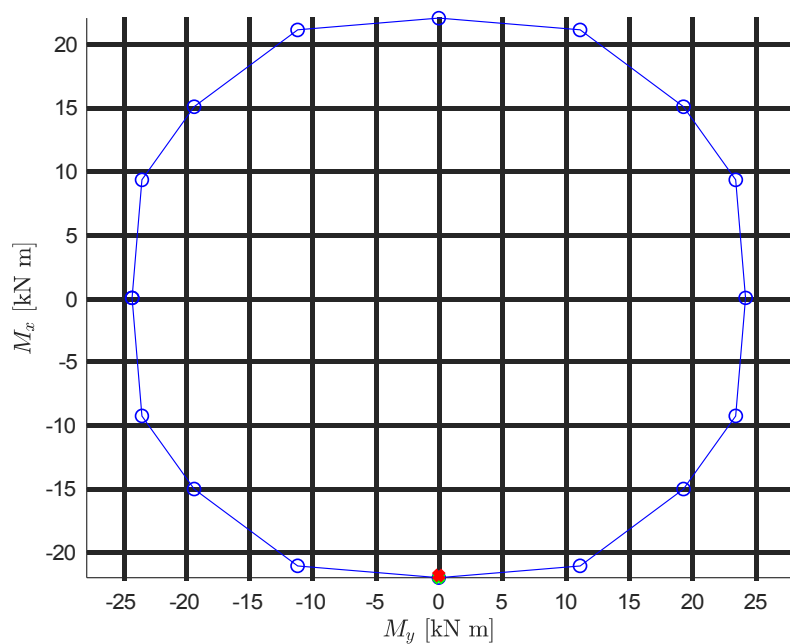
Verifica SLU (peggiorativa per M)

**Tabella 214.214. Elemento più sollecitato**

Element o	[n°]	68
Ascissa	[m]	2.51

Tabella 215.215. Sollecitazioni SLU

N	[kN]	0.0
Mx	[kNm]	-21.8
	[]	
My	[kNm]	-0.0
	[]	
Vx	[kN]	0.0
Vy	[kN]	30.6



$$|M_{Ed}|/|M_{Rd}(N_{Ed})| = 0.992$$

SLU a flessione verificati

Verifica SLU (peggiorativa per V)

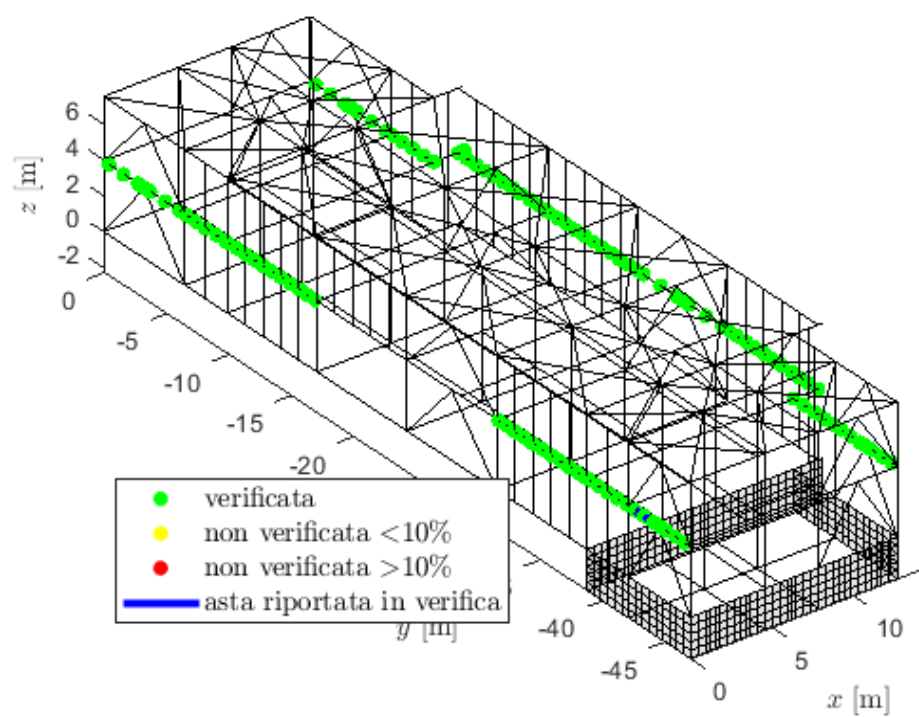


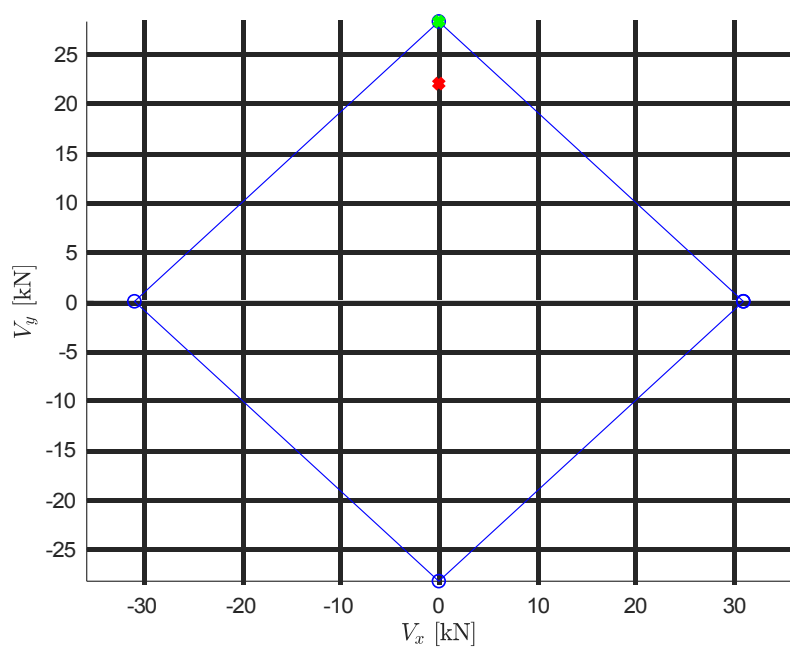
Tabella 216.216. Elemento più sollecitato

Element	[n°]	426
o		

Ascissa	[m]	1.66
---------	-----	------

Tabella 217.217. Sollecitazioni SLU

N	[kN]	0.0
Mx	[kNm]	-9.8
My	[kNm]	-0.0
Vx	[kN]	-0.0
Vy	[kN]	22.0



$$|V_{Ed}|/|V_{Rd}| = 0.778$$

SLU a taglio verificati

"12 - Rettangolare b=27 h=80 travi p2"

Sezione

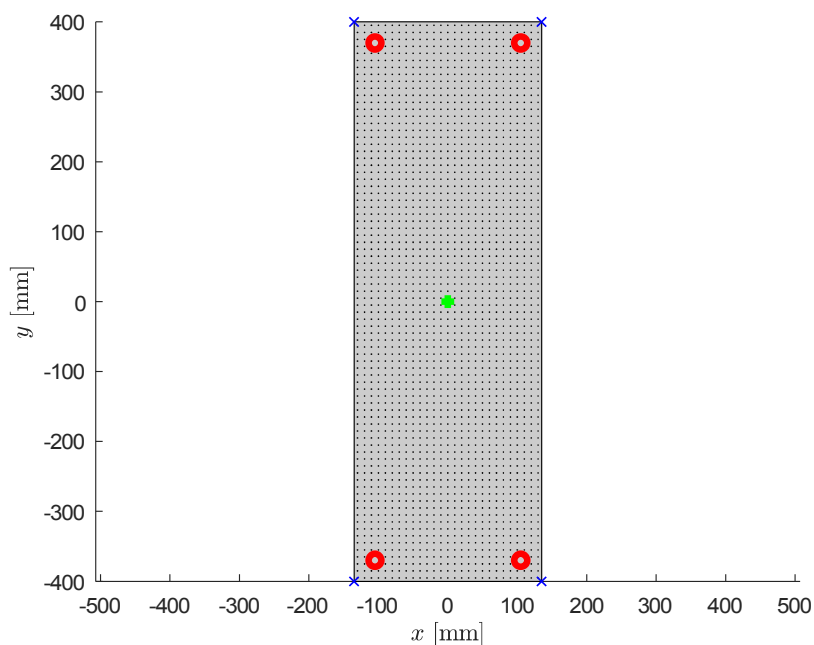


Tabella 218.218. Materiali

Res.Cls 1	Rcm	[MPa]	12
Res. Cls 2	Rcm	[MPa]	0
Res. barre longitudinali	fykl	[MPa]	440
Res. staffe	fyks	[MPa]	230
Fattore di confidenza	FC	-	1.20

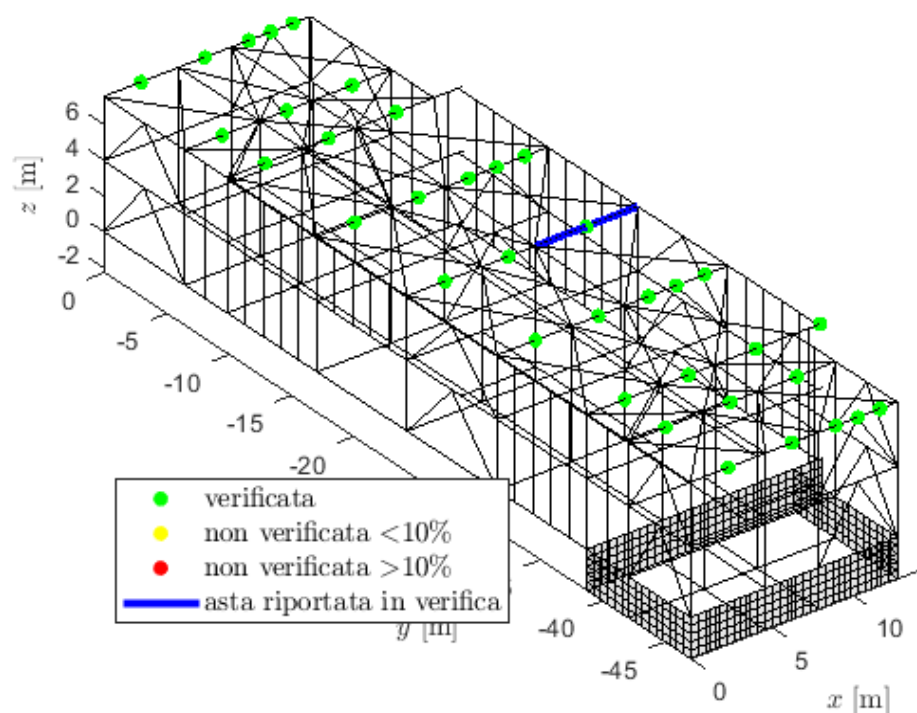
Tabella 219.219. Geometria della sezione

			x	y
Rett. 1 (Cls 1)				
Dimensione	min	[mm]	-135	135
Dimensione	max	[mm]	-400	400
Largh. anima	bw	[mm]	800	270
Altezza utile	d	[mm]	240	770
Area staffe	As	[mm ²]	101	101
Passo staffe	s	[mm]	250	250
Area f.pieg.	Asfp	[mm ²]	0	0
Passo f.pieg.	sfp	[mm]	300	200

Tabella 220.220. Armature

	x	y	A
Barra n°	[mm]	[mm]	[mm ²]
1	30	30	113.10
2	240	30	113.10
3	30	770	226.19
4	240	770	226.19

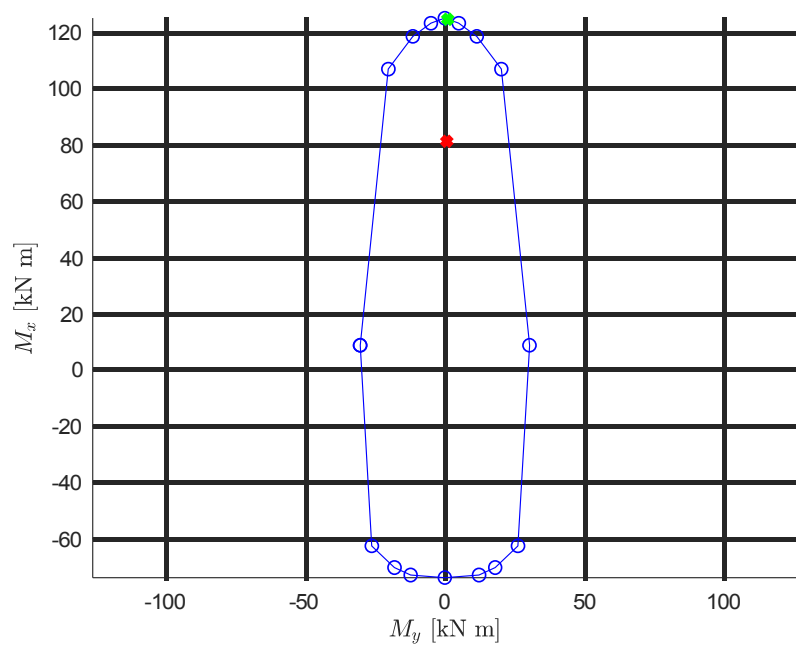
Verifica SLU (peggiorativa per M)


Tabella 221.221. Elemento più sollecitato

Element o	[n°]	35
Ascissa	[m]	3.19

Tabella 222.222. Sollecitazioni SLU

N	[kN]	-53.8
Mx	[kNm]	81.2
My	[kNm]	0.7
Vx	[kN]	0.4
Vy	[kN]	4.6



$$|M_{Ed}|/|M_{Rd}(N_{Ed})| = 0.652$$

SLU a flessione verificati

Verifica SLU (peggiorativa per V)

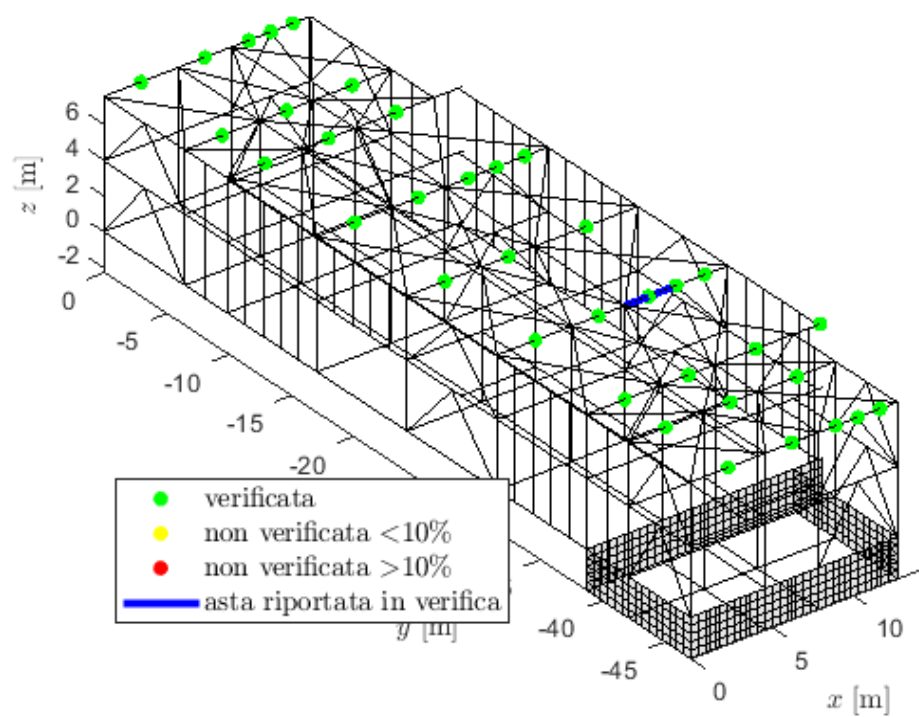


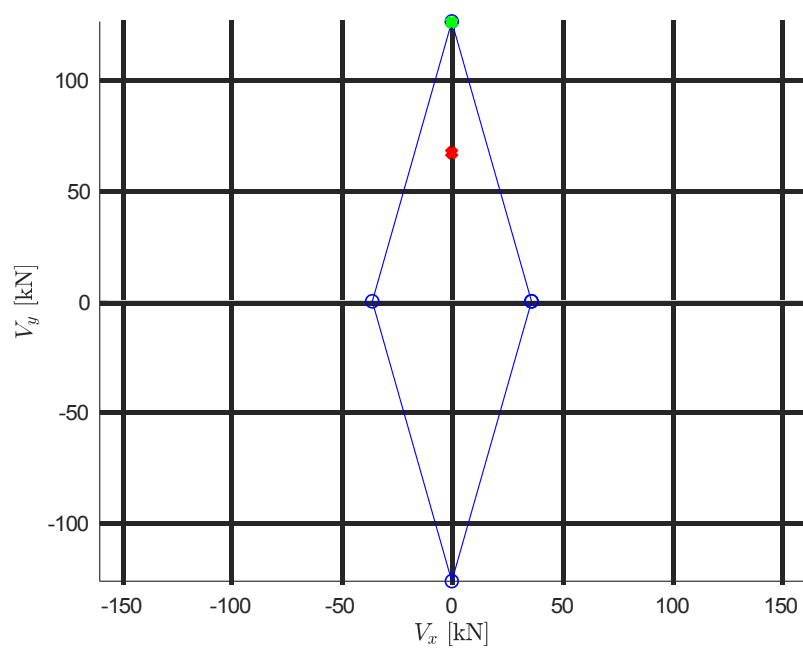
Tabella 223.223. Elemento più sollecitato

Element	[n°]	240
o		

Ascissa	[m]	1.43
---------	-----	------

Tabella 224.224. Sollecitazioni SLU

N	[kN]	-50.4
Mx	[kNm]	33.2
My	[kNm]	0.3
Vx	[kN]	-0.1
Vy	[kN]	66.9



$$|V_{Ed}|/|V_{Rd}| = 0.532$$

SLU a taglio verificati

"12 - Rettangolare b=27 h=80 travi p2"

Sezione

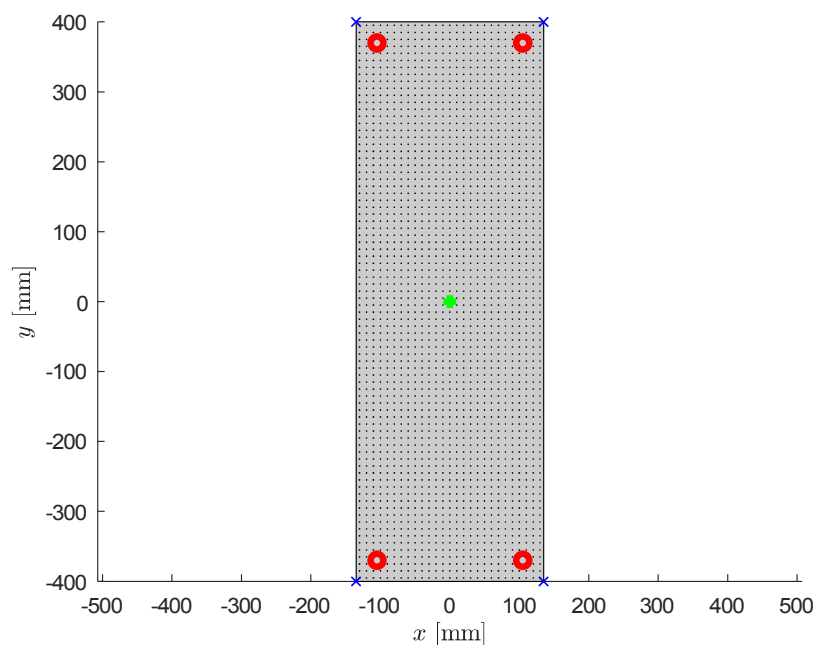


Tabella 225.225. Materiali

Res.Cls 1	Rcm	[MPa]	12
Res. Cls 2	Rcm	[MPa]	0
Res. barre longitudinali	fykl	[MPa]	440
Res. staffe	fyks	[MPa]	230
Fattore di confidenza	FC	-	1.20

Tabella 226.226. Geometria della sezione

			x	y
Rett. 1 (Cls 1)				
Dimensione	min	[mm]	-135	135
Dimensione	max	[mm]	-400	400
Largh. anima	bw	[mm]	800	270
Altezza utile	d	[mm]	240	770
Area staffe	As	[mm ²]	101	101
Passo staffe	s	[mm]	250	250
Area f.pieg.	Asfp	[mm ²]	0	0
Passo f.pieg.	sfp	[mm]	300	200

Tabella 227.227. Armature

	x	y	A
Barra n°	[mm]	[mm]	[mm ²]
1	30	30	226.19
2	240	30	226.19
3	30	770	113.10
4	240	770	113.10

Verifica SLU (peggiorativa per M)

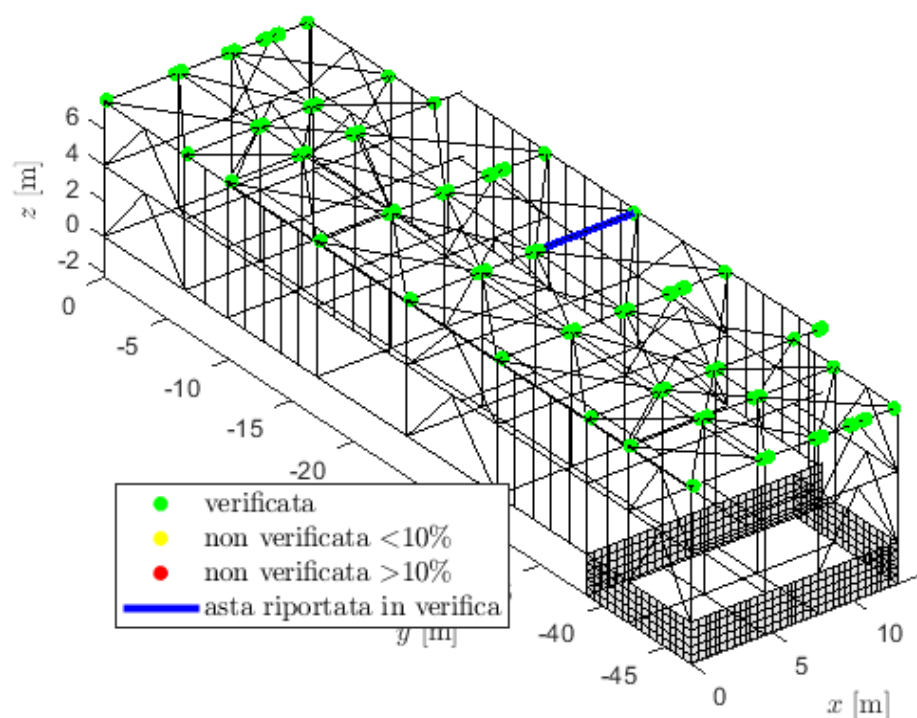
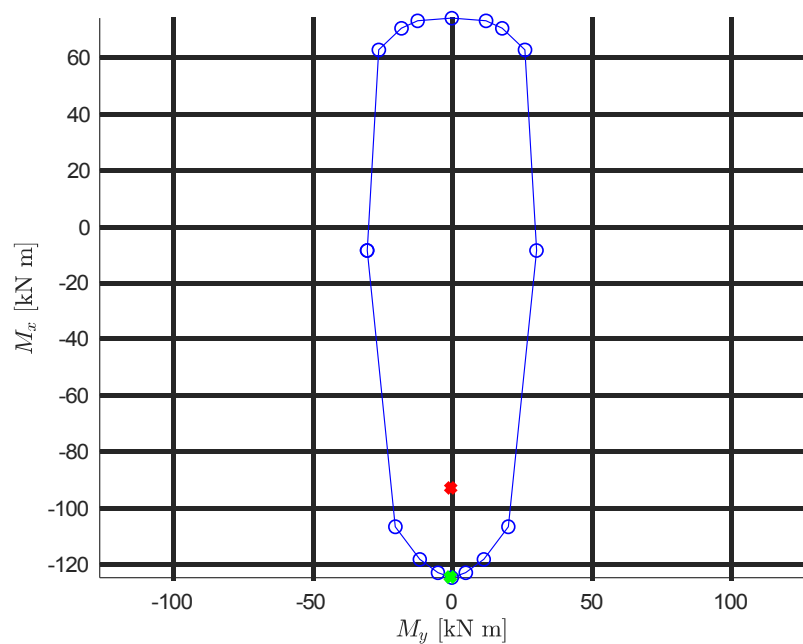


Tabella 228.228. Elemento più sollecitato

Element o	[n°]	35
Ascissa	[m]	6.13

Tabella 229.229. Sollecitazioni SLU

N	[kN]	-53.8
Mx	[kNm]	-93.0
	[]	
My	[kNm]	-0.4
	[]	
Vx	[kN]	0.4
Vy	[kN]	113.9



$$|M_{Ed}|/|M_{Rd}(N_{Ed})| = 0.746$$

SLU a flessione verificati

Verifica SLU (peggiorativa per V)

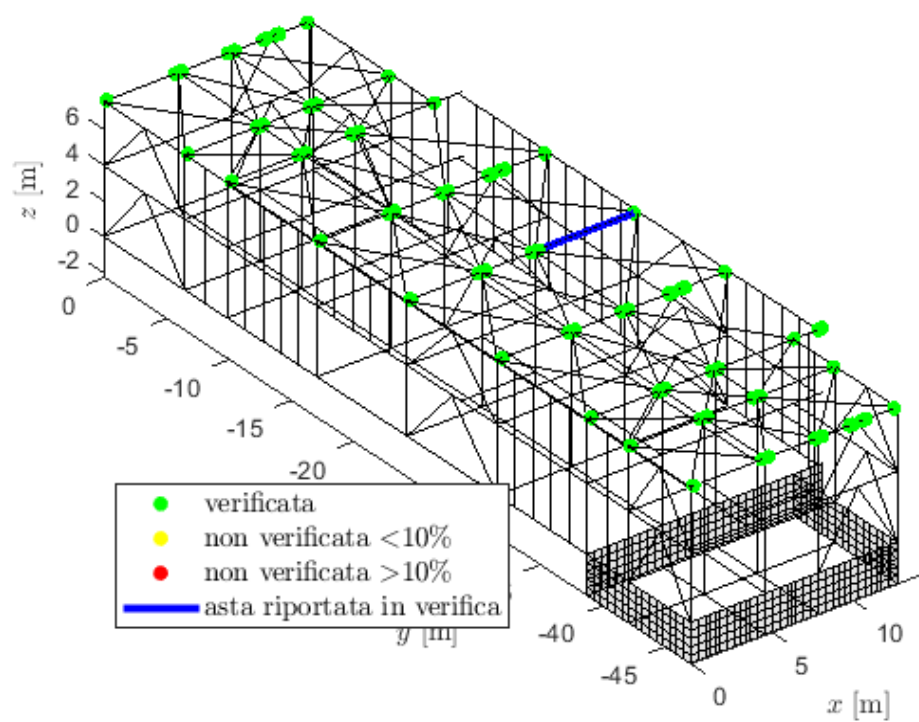


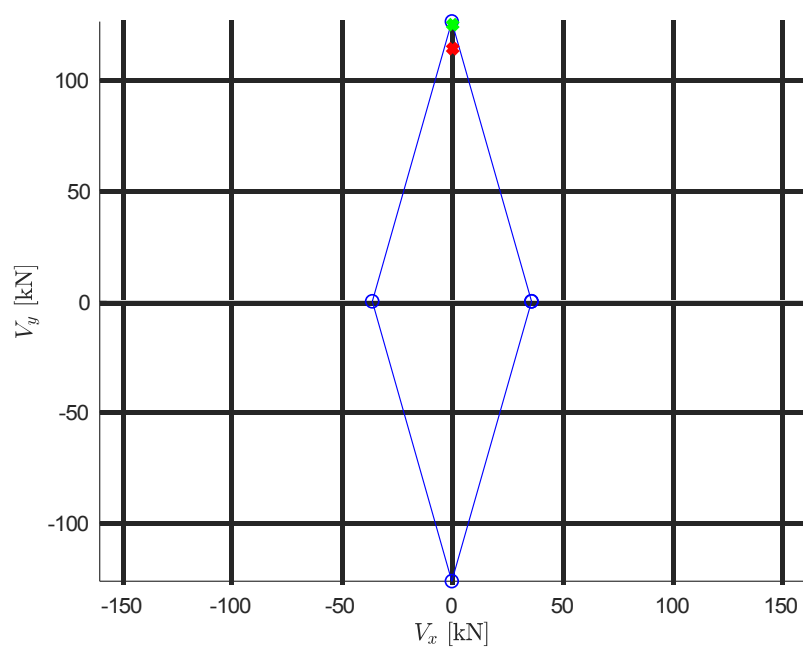
Tabella 230.230. Elemento più sollecitato

Element	[n°]	35
o		

Ascissa	[m]	6.13
---------	-----	------

Tabella 231.231. Sollecitazioni SLU

N	[kN]	-53.8
Mx	[kNm]	-93.0
My	[kNm]	-0.4
Vx	[kN]	0.4
Vy	[kN]	113.9



$$|V_{Ed}|/|V_{Rd}| = 0.913$$

SLU a taglio verificati

"13 - Rettangolare b=26 h=40 travi p2"

Sezione

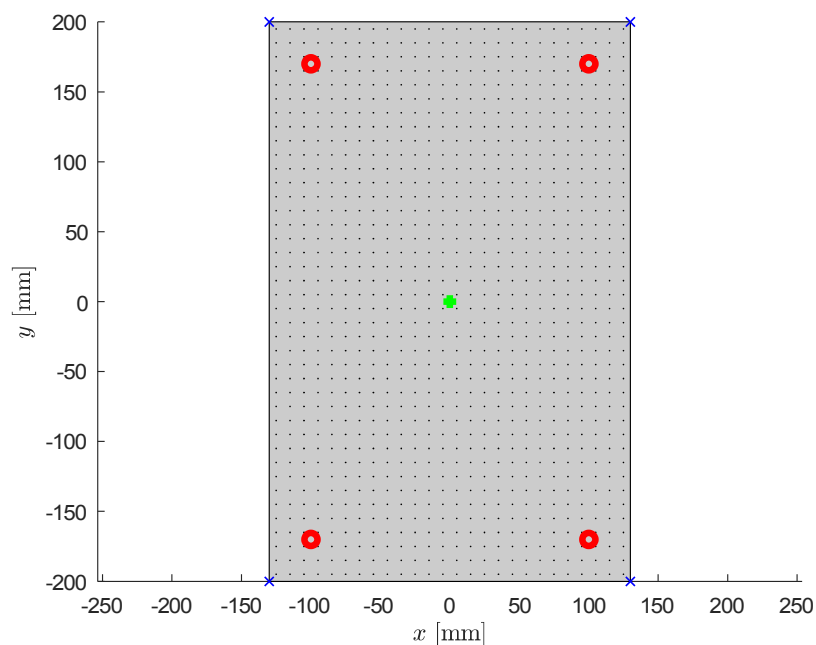


Tabella 232.232. Materiali

Res.Cls 1	Rcm	[MPa	12
Res. Cls 2	Rcm	[MPa	0
Res. barre longitudinali	fykl	[MPa	440
Res. staffe	fyks	[MPa	230
Fattore di confidenza	FC	-	1.20

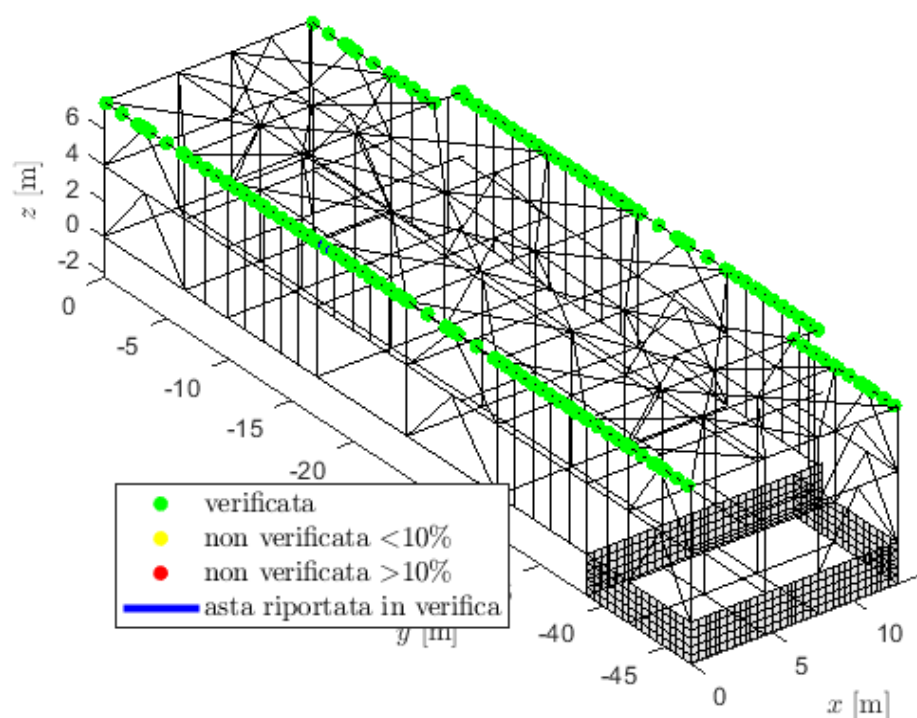
Tabella 233.233. Geometria della sezione

			x	y
Rett. 1 (Cls 1)				
Dimensione	min	[mm]	-130	130
Dimensione	max	[mm]	-200	200
Largh. anima	bw	[mm]	400	260
Altezza utile	d	[mm]	230	370
Area staffe	As	[mm2	101	101
]		
Passo staffe	s	[mm]	250	250
Area f.pieg.	Asfp	[mm2	0	0
]		
Passo f.pieg.	sfp	[mm]	300	200

Tabella 234.234. Armature

	x	y	A
Barra n°	[mm]	[mm]	[mm ²]
1	30	30	153.94
2	230	30	153.94
3	30	370	153.94
4	230	370	153.94

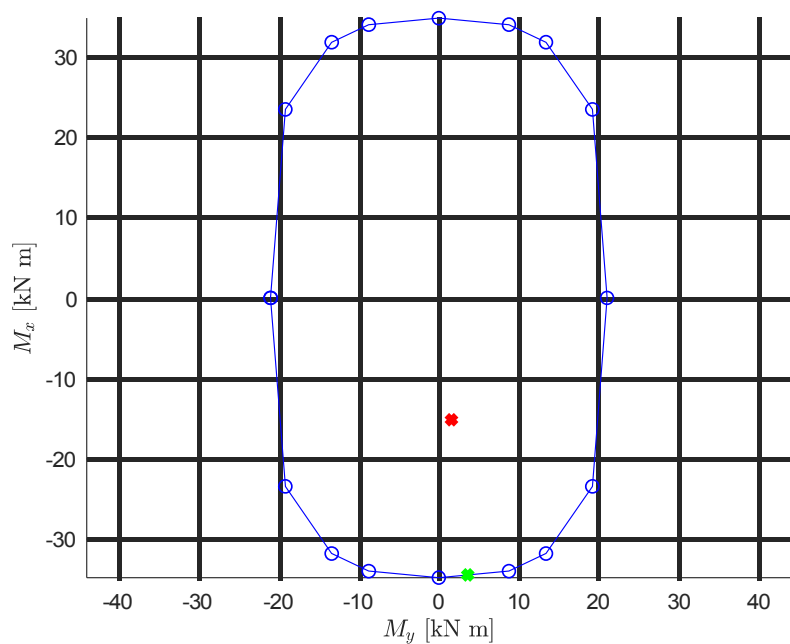
Verifica SLU (peggiorativa per M)

**Tabella 235.235. Elemento più sollecitato**

Elemento	[n°]	677
Ascissa	[m]	1.31

Tabella 236.236. Sollecitazioni SLU

N	[kN]	-4.6
Mx	[kNm]	-15.1
My	[kNm]	1.6
Vx	[kN]	-0.4
Vy	[kN]	15.4



$$|M_{Ed}|/|M_{Rd}(N_{Ed})| = 0.440$$

SLU a flessione verificati

Verifica SLU (peggiorativa per V)

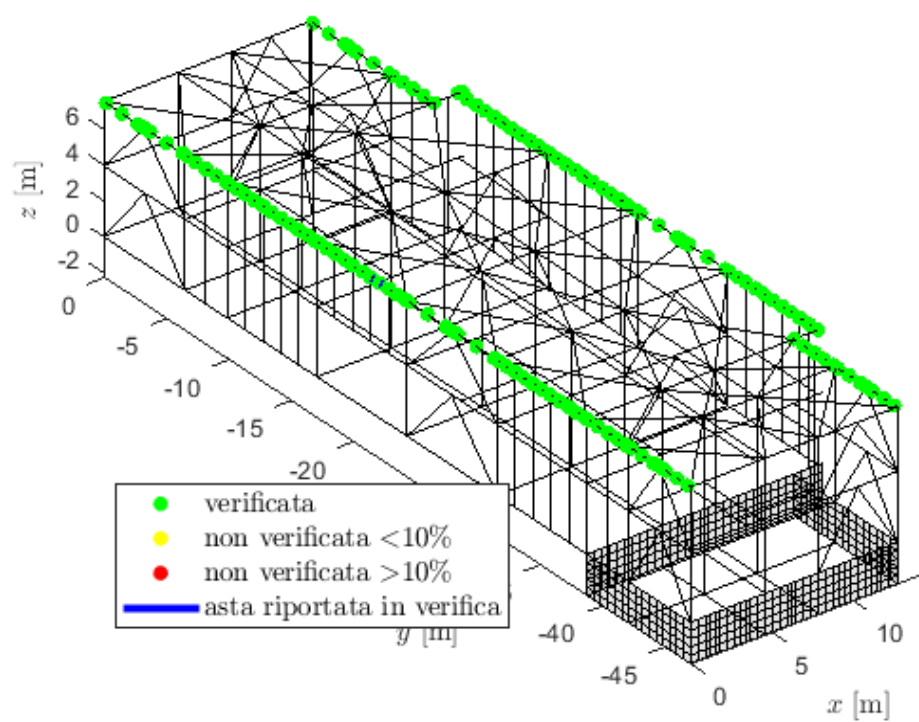


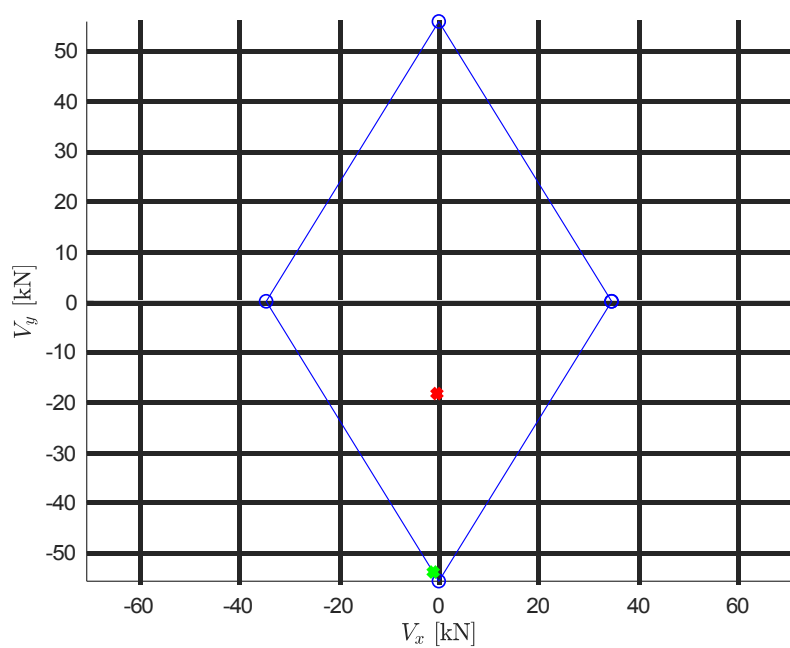
Tabella 237.237. Elemento più sollecitato

Element	[n°]	671
o		

Ascissa	[m]	0.06
---------	-----	------

Tabella 238.238. Sollecitazioni SLU

N	[kN]	-5.1
Mx	[kNm]	-9.8
My	[kNm]	-0.5
Vx	[kN]	-0.4
Vy	[kN]	-18.4



$$|V_{Ed}|/|V_{Rd}| = 0.340$$

SLU a taglio verificati